CONVECTORS

HITTE

2019

Česká republika
Dvořaková 2, Lomnice - Týn, 35601

+420 776313222
mail: info@hitte.cz

www.hitte.cz

CONTENTS

8 HITTE TRENCH HEATING PRODUCT RANGE

NATURAL CONVECTION TRENCH HEATING

12 NXX 65 NWX 65

14 NXX 80 NWX 80

16 NXX 105 NWX 105

18 NXX 125 NWX 125

20 NXX 165 NWX 165

FAN ASSISTED TRENCH HEATING

24 FXX 65 FWX 65

26 FXX 80 FWX 80

30 FXX 105 FWX 105 FCX 105

34 FXX 125 FWX 125 FCX 125

38 FXX 165 FWX 165 FCX 165

WIRING DIAGRAMS - WET AND DRY ENVIRONMENT FAN ASSISTED TRENCH HEATING PRODUCTS 42

ELECTRIC TRENCH HEATING - FAN ASSISTED

EXX 125/305 44

FLOOR STANDING PERIMETER HEATING - NATURAL CONVECTION

NSX 46

PRESSURE DROP TABLES 48-53

ACOUSTIC PRESSURE TABLES 54

WITH FAN

WITHOUT FAN

FOR HEATING

FOR COOLING

FOR WET ENVIRONMENT

LOW-NOISE

AIR SPIGOT FOR FRESH AIR

ELECTRICAL

TROUGH MADE OF BLACK POWDER COATED FeZn STEEL, RAL 9005

TROUGH MADE OF AISI 304 STAINLESS STEEL

TROUGH MADE OF AISI 316 STAINLESS STEEL FOR WET/HUMID ENVIRONMENTS AND COMBINED HEATING-COOLING TRENCH UNITS.

CONTEMPORARY TRENCH AND PERIMETER HEATING FROM HITTE

The Hitte team has been designing and manufacturing space heating products for over 20 years in the Czech Republic. High quality materials, skilled engineers and modern production methods are combined to deliver the Hitte portfolio which carries a 10 year manufacturer's warranty.

The contemporary and stylish Trench and Perimeter Heating ranges offer highly effective and discrete heating and cooling solutions whether installed as primary or secondary heating systems or as a cold air barrier under large glazed areas.

The Hitte Trench range includes Natural Convection, Fan Assisted and Electric options as well as combined Heating-Cooling units. Models are also available for use in wet and humid environments.

For areas where creating a floor trench is not feasible, the Natural Convection floor standing Perimeter Heater presents an elegant alternative.

In addition to the standard straight trench units, mitred cornering, and blank units can be added to provide a continuous aesthetic. Curved/arc shaped trench heaters can also be manufactured to order. The Hitte team will undertake bespoke designs for the most complex and challenging of projects.

PRODUCT FEATURES



1. The standard trough, for use in dry environments, is available in either black powder coated FeZn steel or AISI 304 stainless steel For wet and humid environments and for heating-cooling trench units the trough is AISI 316 stainless steel.
2. The flexible sprung design grille covers are available in various aluminum shades or wood.
3. There are 2 protective metal cover plates, the larger covers the pipe connections and the smaller covers the electrical terminals.
4. The decorative edging can match the selected grille colour. It must be flush with the finished floor or within 0-1 mm.
5. The spacer is used to maintain the geometry of the trough prior to installation. It should be removed post-installation.
6. The 24DC fan for fan-assisted trench heating models. (Fan-assisted trench heating models have a significantly increased heating output level compared to natural convection models).
7. The heat exchanger element has aluminum fins on copper tubes with 1/2" pipe connections.
8. The drainage pipe for water/condensate outflow, for models NWX, FWX, FCX.
9. The height adjustable fixing screw attaches the trench unit to the trench floor after the unit has been leveled.
10. Adjustable leveling legs. There will be one at each corner and additional leveling legs along the length of the trough will be filled in longer units.
11. Knock-outs for heating pipe access.
12. Air bleed valve.

TRENCH HEATING PRODUCT CODES

convectors

HITTE FXX 080 245 2000 X N X X

brand name

MODEL

- NXX — natural convection
- NXA — natural convection, an air spigot
- NWX — natural convection, for wet environment
- NWA — natural convection, for wet environment, an air spigot
- NSX — natural convection, self-standing
- NMX — natural convection, wall-mounted
- FXX — with a fan
- FXA — with a fan, an air spigot
- FWX — with a fan, for wet environment
- FWA — with a fan, for wet environment, an air spigot
- FSX — with a fan, self-standing
- FMX — with a fan, wall-mounted
- FCX — with a fan, cooling/heating
- FCA — with a fan, cooling/heating, an air spigot
- EXX — electrical 220V

HEIGHT

Y IDTH

LENGTH

TROUGH MATERIAL

- X — standard, AISI 304 stainless steel
- F — black powder coated FeZn steel, RAL 9005
- A — non-standard, additional information required

EDGING

- N — aluminum
- L — light bronze
- D — dark bronze
- C — black aluminum
- - — without edges
- A — non-standard, additional information required

PIPE CONNECTION

- X — standard (right side)
- L — left side
- A — non-standard, additional information required

PRODUCT CLASSIFICATION

- X — standard
- A — non-standard, additional information required

grilles

HITTE G XX 080 245 2000 X N XX

brand name

MODEL

- G — a grille

- S — on a spring
- T — consists of segments
- L — longitudinal

GRILLE CLASSIFICATION

- X — standard
- A — non-standard, additional information required

HEIGHT

WIDTH

LENGTH

LENGTH CLASSIFICATION

- X — standard
- A — non-standard, additional information required

GRILLE MATERIAL

- N — aluminum
- L — light bronze
- D — dark bronze
- C — black aluminum
- O — oak
- A — ash tree
- B — beech
- I — stainless steel

GRILLE MATERIAL CLASSIFICATION

- X — standard
- A — non-standard, additional information required

EN EURONORM 16430

CURVED TRENCH HEATING

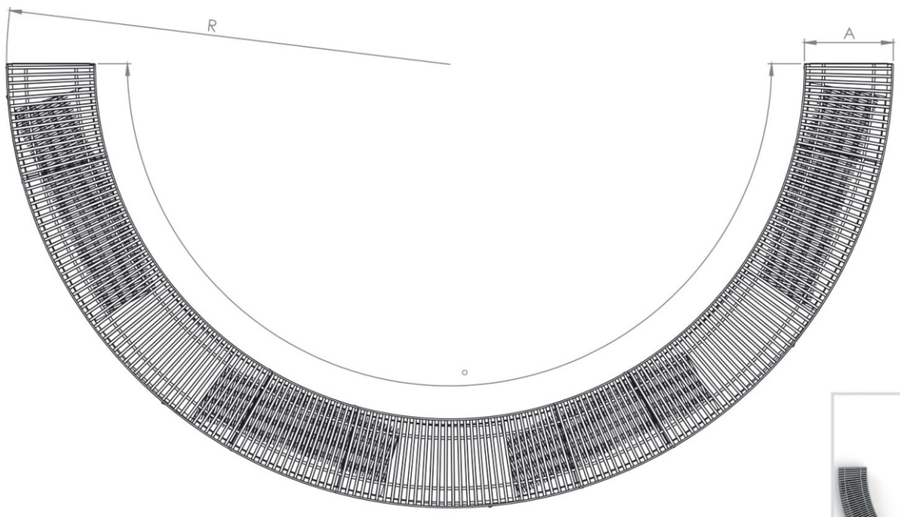

MITRED CORNERS



The angle can be corrected
in accordance with each project.

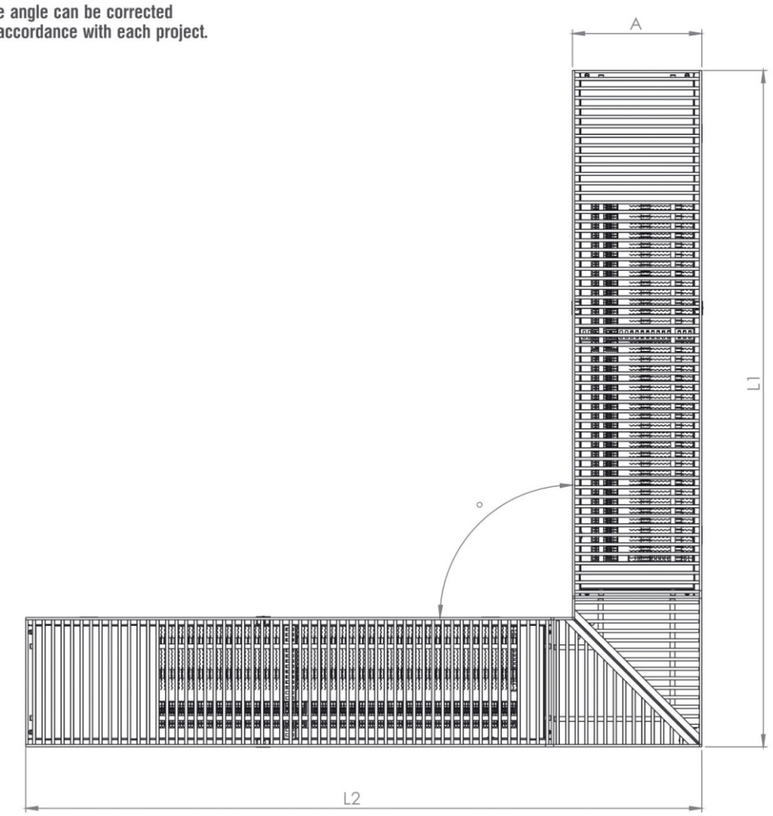

NXX
Natural Convection Trench Heating

NXX — dimensions

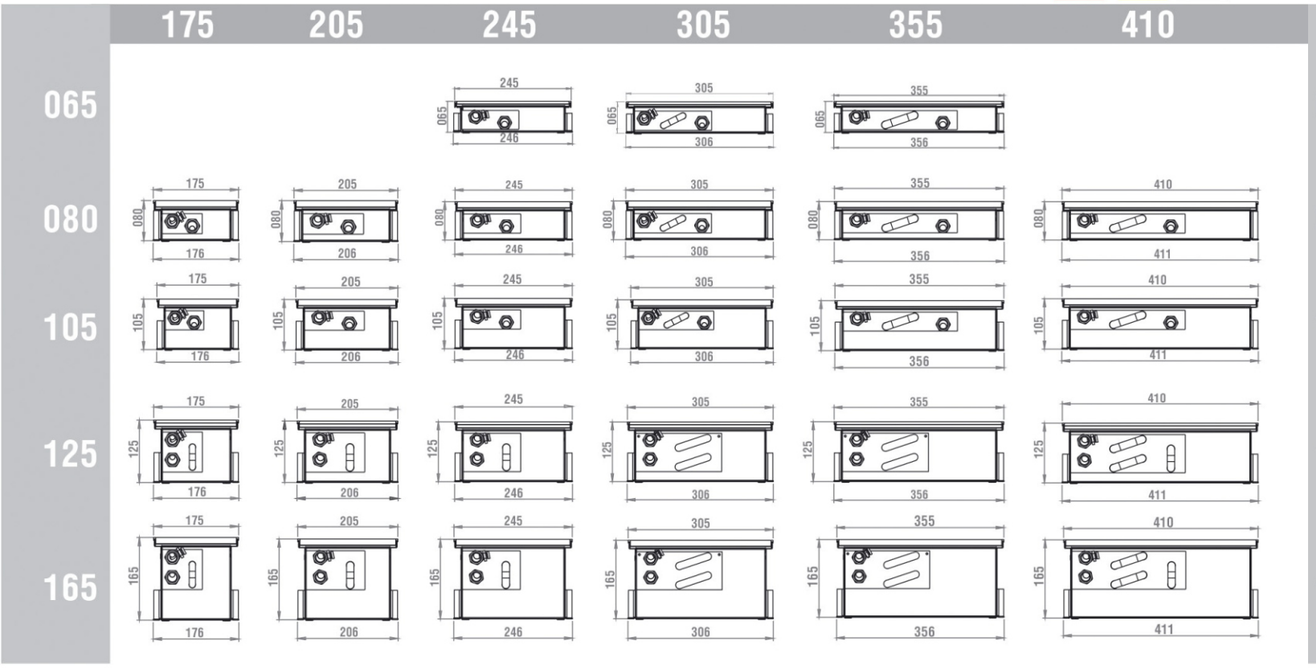

NWX 000 000 0000 XNXX

NATURAL CONVECTION TRENCH HEATING FOR A WET/HUMID ENVIRONMENT

DIMENSIONS

H (height) - from 80 mm to 165 mm
W (width) - from 175 mm to 410 mm

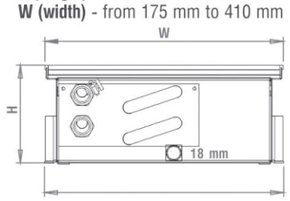

- AISI 316 Stainless steel
- condensate connection0

NXX 000 000 0000 FNXX

NATURAL CONVECTION TRENCH HEATING - BLACK POWDERED COATED FeZn STEEL TROUGH OPTION

DIMENSIONS

H (height) – all dimensions
W (width) – all dimensions

- 5% down from a regular price
- for use only in a dry environment

10 YEARS
MANUFACTURER'S WARRANTY

FXX
Fan-assisted Trench Heating

FXX — dimensions

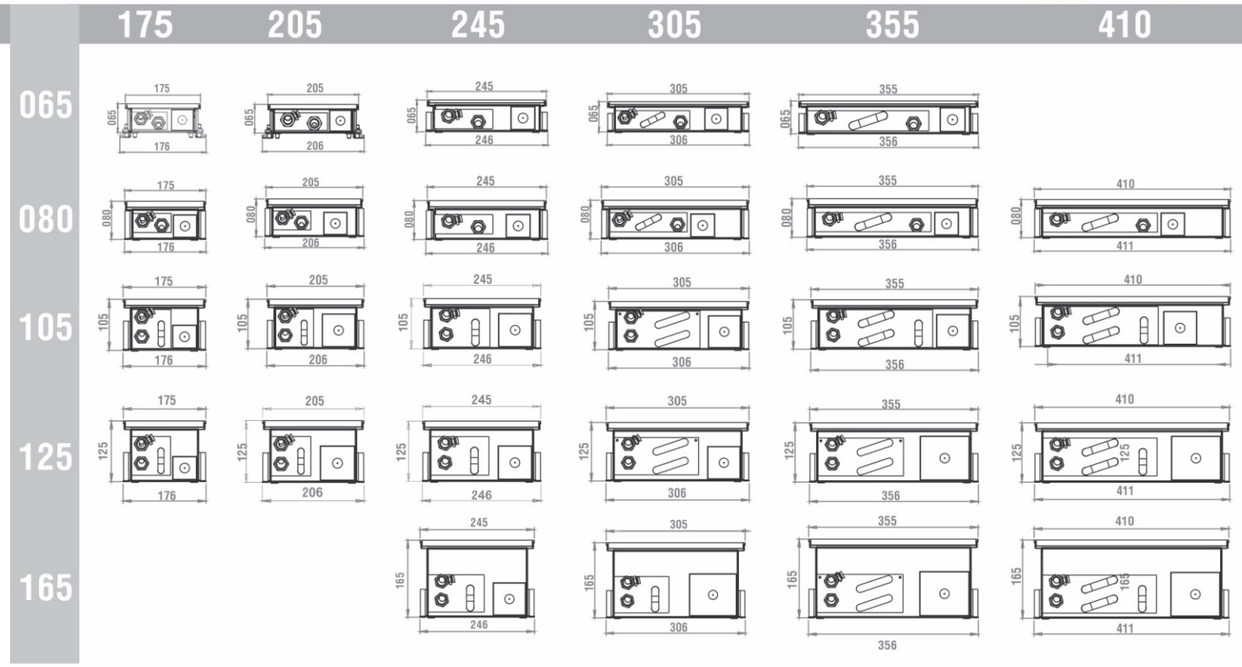

FWX 000 000 0000 XNXX

FAN-ASSISTED TRENCH HEATING FOR WET/HUMID ENVIRONMENTS

DIMENSIONS

H (height) - from 80 mm to 165 mm
W (width) - dmk /53 k k rm2/. k k

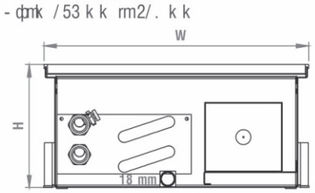

- condensate drain
- safe 24V DC voltage (for trench convectors with fan for pools and wet interiors)
- IP 57 fan

FXX 000 000 0000 FNXX

A FAN-ASSISTED TRENCH HEATING -BLACK POWDERED COATED FeZn STEEL TROUGH OPTION

DIMENSIONS

H (height) - all dimensions
W (width) - all dimensions

- 5% down from a regular price
- for use only in normal dry environment

10 YEARS
MANUFACTURER'S WARRANTY

FCX 000 000 0000 XNXX

FAN-ASSISTED HEATING-COOLING TRENCH

DIMENSIONS

H (height) - dmk /. 3 k k rm/43 k k
W (width) - from 245 mm to 355 mm

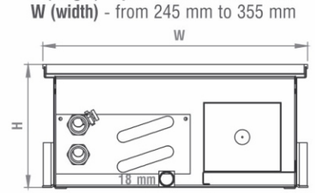

- fits to work with heating pumps
- drainage for condensate outflow
- air spigot for fresh incoming air (if needed)

EXX 000 000 0000 XNXX

230V FAN-ASSISTED ELECTRIC TRENCH HEATING

DIMENSIONS

H (height) - 125 mm
W (width) - 305 mm

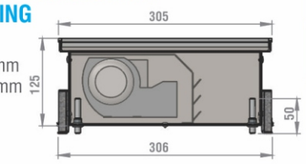

Both the single speed fan and the electric heater operate directly from 230V electrical supply





NATURAL TRENCH HEATING

NXX NATURAL TRENCH HEATING

NXX Trench Heating operates on the principle of natural convection, without a fan.
Cold air is drawn from the window side of the unit, passes through a heat exchanger and rises naturally up into the room. As the air rises, it is replaced by more cool air and this cycle continues as long as hot water is circulating through the heat exchanger.

The Natural Trench Heating Range has two types:

- NXX model for standard dry environments such as offices, shops, houses etc.
- NWX for wet/humid environments such as bathrooms, swimming pools or saunas

Standard Features

- choice of trough material - stainless steel or black powder coated FeZn steel; ;
- choice of natural, light bronze or dark bronze painted aluminium perimeter trough edging;
- spacers to protect trench geometry during installation and concrete pouring;
- cover plates to protect water and electrical connections;
- drainage connectors for wet/humid environment trench units and combined heating and cooling trench units;
- a set of trench floor fixing legs and level adjustment screws;
- 18mm MDF cover to protect against damage and exposure to construction debris during installation.

Bespoke Trench Heating Design & Manufacture

Bespoke trenching heating systems can be designed and manufactured to meet the most challenging project specifications.

Standard Edging or Extended Edging

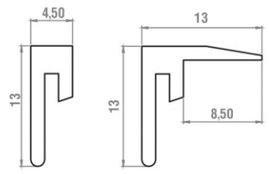

Standard Edging	Extended Edging
The standard edge creates a frame around the perimeter of the unit and fits snuggly against the trough.	The extended edge is an optional feature and should be specified when placing the order.
	The extended edge should be attached to the inner edge of the trough after the supper layer of the floor is finished.

Typically this would match the Grille colour unless an alternative colour is requested.

NXX 065

NATURAL CONVECTION TRENCH HEATING

065

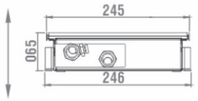

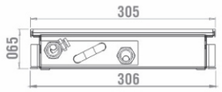

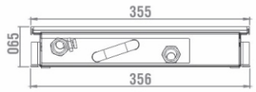

L 800 900 1000 1100 1200 1300 1400 1500 1600 1700 1800 1900 2000 2100 2200 2300 2400 2500 2600 2700 2800 2900 3000

NXX 065 Specifications

Natural Convection Trench Heating

Height: 65 mm
Width: 245 / 305 / 355
Length: 800 mm - 3000 mm (step 100 mm)
Description:
— for dry interiors: offices, apartments, private houses, shop windows;
— suitable for installation in multi-story buildings where the depth of the floor screed does not exceed 7-10 cm;
— can be combined with other heating systems.

Connection: inner thread G 1/2"
Water temperature: 38 -110 °C
Maximum working pressure: 16 bar



Knock-outs for water pipe connections at multiple locations to suit project preferences.

Standard Trough Material Options





Suitable for standard dry environments only.

GSX 065 Grille Option

Available Grille colours in the Hitte standard range.
Non-standard colours available on request at additional cost (RAL system).

MATT ALUMINUM

DARK BRONZE

LIGHT BRONZE

BLACK

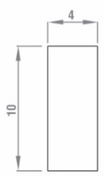

Standard Grille

H 065 Thermal Output Table

	width	t water	800	900	1000	1100	1200	1300	1400	1500	1600	1700	1800	1900	2000	2100	2200	2300	2400	2500	2600	2700	2800	2900	3000
065	245	95/85/20	150	181	211	242	273	304	335	366	397	428	458	489	551	551	582	613	644	674	705	736	767	798	829
		75/65/20	101	122	143	164	185	206	227	248	269	289	310	331	352	373	394	415	436	457	478	498	519	540	561
		50/40/20	45	55	64	73	83	92	102	111	120	130	139	148	158	167	176	186	195	205	214	223	233	242	251
065	305	95/85/20	173	208	244	279	315	351	386	422	457	493	528	564	635	635	671	706	742	778	813	849	884	920	956
		75/65/20	118	143	167	191	216	240	265	289	313	338	362	386	411	435	460	484	508	533	557	582	606	630	655
		50/40/20	54	65	77	88	99	110	121	133	144	155	166	177	189	200	211	222	233	245	256	267	278	289	300
065	355	95/85/20	185	223	261	299	337	375	413	451	490	528	566	604	680	680	718	756	794	832	870	909	947	985	1023
		75/65/20	122	147	172	197	222	247	272	298	323	348	373	398	423	448	473	498	524	549	574	599	624	649	674
		50/40/20	52	62	73	84	94	105	115	126	137	147	158	169	179	190	201	211	222	232	243	254	264	275	286

Installation

Natural Trench Heating is installed into a floor in such way that the heat exchanger is placed closer to the room than to a window. With this arrangement, the pipes connections are on the right side.

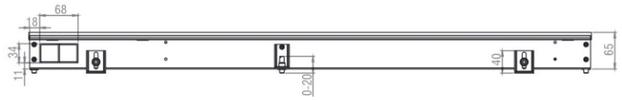

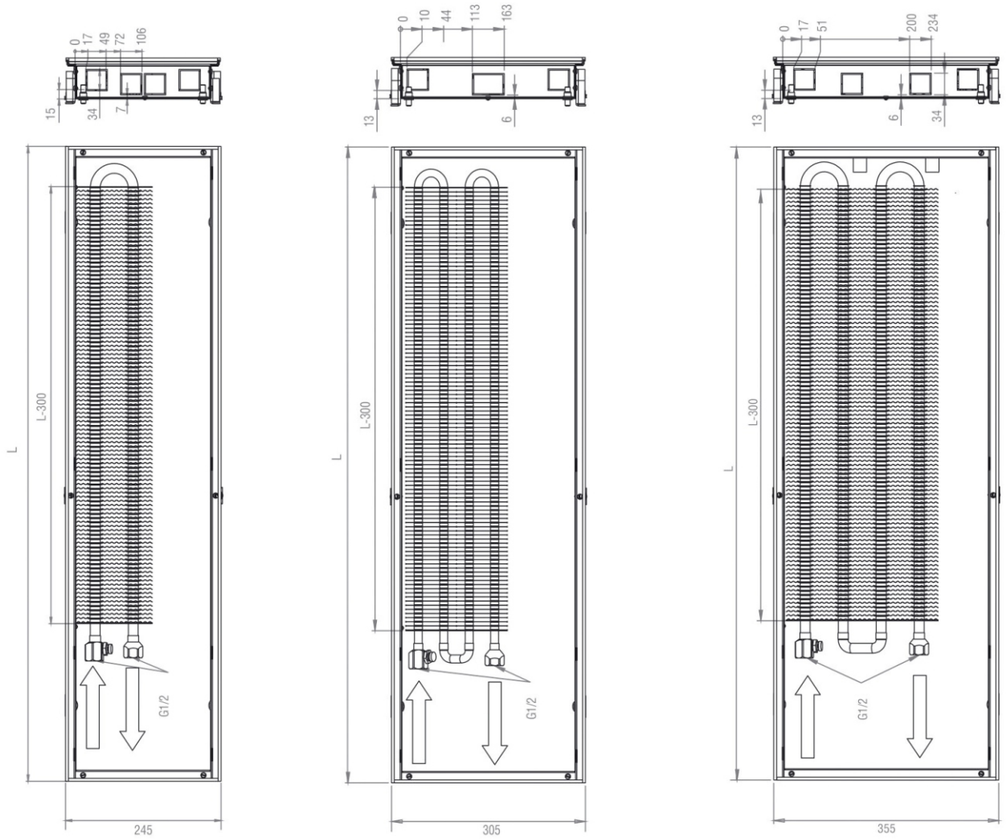

Hydraulic parameters of the heat exchangers are on a p. 48-53

Accessories

FLEXIBLE STEEL HOSES HITTE, 1/2"

THERMOSTATIC VALVE ARCO 1/2"

LOCK-SHIELD VALVE ARCO 1/2"

ELECTRIC ACTUATOR SIEMENS STA 73 AC/DC 24 NC

BALL VALVE ARCO 1/2"

Attention! Due to the continuous development of products, the manufacturer reserves the right to make additional changes without prior notice.

NXX 080

NATURAL CONVECTION TRENCH HEATING

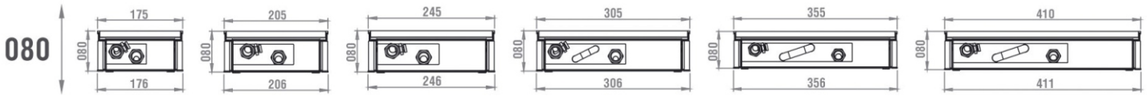

L 800 900 1000 1100 1200 1300 1400 1500 1600 1700 1800 1900 2000 2100 2200 2300 2400 2500 2600 2700 2800 2900 3000

NXX 080 Specifications

Natural trench heating for a dry environment

Description:

— for dry interiors: offices, apartments, private houses, shop windows;
— suitable for installation in multi-storey buildings, where the depth of the floor screed does not exceed 7-10 cm;
— can be combined with other heating systems.

Heat exchanger water connection: inner threat G 1/2

Stainless steel trough for dry interiors: AISI 304

Trough material thickness: 1 mm

Water temperature: 38 - 110 °C

Maximum working pressure: 16 bar

NWX 080 Specifications

Natural trench heating for wet/humid environments

Description:

— for wet/humid environments: swimming pools, bathrooms, winter gardens;
— suitable for installation in multi-storey buildings, where the depth of the floor screed does not exceed 7-10 cm;

Water/moisture drainage connection: ∅ 18 мм

Heat exchanger water connections: 1/2" inner thread

Stainless steel trough for wet/humid interiors: AISI 316

Trough material thickness: 1 mm

Water temperature: 38 - 110 °C

Maximum working pressure: 16 bar

Standard Trough Material Options

Knock-outs for water pipe connections at multiple locations to suit project preferences.





Suitable for standard dry environments only.

GSX 080 Grille Option

Available Grille colours in the Hitte standard range.
Non-standard colours available on request at additional cost (RAL system).

MATT ALUMINUM

OAK

DARK BRONZE

BEECH

LIGHT BRONZE

ASH TREE

BLACK

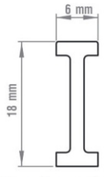

Standard Grille

H 080 Thermal Output Table

	width	t water	800	900	1000	1100	1200	1300	1400	1500	1600	1700	1800	1900	2000	2100	2200	2300	2400	2500	2600	2700	2800	2900	3000
080	175	95/85/20	105	127	149	171	192	214	236	257	279	301	323	344	388	388	409	431	453	475	496	518	540	561	583
		75/65/20	72	86	101	116	131	146	160	175	190	205	220	234	249	264	279	294	308	323	338	353	367	382	397
		50/40/20	32	39	46	53	59	66	73	79	86	93	99	106	113	120	126	133	140	146	153	160	166	173	180
080	205	95/85/20	156	188	220	252	284	316	348	380	412	445	477	509	573	573	605	637	669	701	733	766	798	830	862
		75/65/20	103	124	145	166	188	209	230	251	272	294	315	336	357	378	400	421	442	463	484	506	527	548	569
		50/40/20	44	53	62	71	80	89	98	107	116	125	134	143	152	161	170	179	188	197	206	215	224	233	242
080	245	95/85/20	199	240	281	322	363	404	445	486	527	568	609	650	732	732	773	814	855	896	937	978	1019	1060	1101
		75/65/20	129	155	182	208	235	261	288	315	341	368	394	421	447	474	500	527	553	580	606	633	660	686	713
		50/40/20	53	63	74	85	96	107	117	128	139	150	161	172	182	193	204	215	226	237	247	258	269	280	291
080	305	95/85/20	203	245	287	328	370	412	454	496	538	579	621	663	747	747	789	831	872	914	956	998	1040	1082	1123
		75/65/20	137	166	194	222	250	279	307	335	364	392	420	449	477	505	534	562	590	618	647	675	703	732	760
		50/40/20	61	74	87	99	112	125	137	150	163	175	188	201	213	226	238	251	264	276	289	302	314	327	340
080	355	95/85/20	307	370	433	496	559	623	686	749	812	875	939	1002	1128	1128	1191	1255	1318	1381	1444	1507	1571	1634	1697
		75/65/20	199	240	281	323	364	405	446	487	528	569	610	651	692	734	775	816	857	898	939	980	1021	1062	1103
		50/40/20	82	99	116	133	150	167	184	201	217	234	251	268	285	302	319	336	353	370	387	404	421	438	454
080	410	95/85/20	326	393	460	528	595	662	729	796	864	931	998	1065	1200	1200	1267	1334	1401	1468	1536	1603	1670	1737	1804
		75/65/20	214	258	302	346	390	434	478	523	567	611	655	699	743	787	831	875	920	964	1008	1052	1096	1140	1184
		50/40/20	90	108	127	145	164	182	201	219	238	256	275	294	312	331	349	368	386	405	423	442	460	479	497

Installation

Natural Trench Heating is installed into a floor in such way that the heat exchanger is placed closer to the room than to a window. With this arrangement, the pipes connections are on the right side.

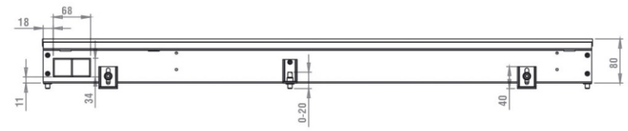

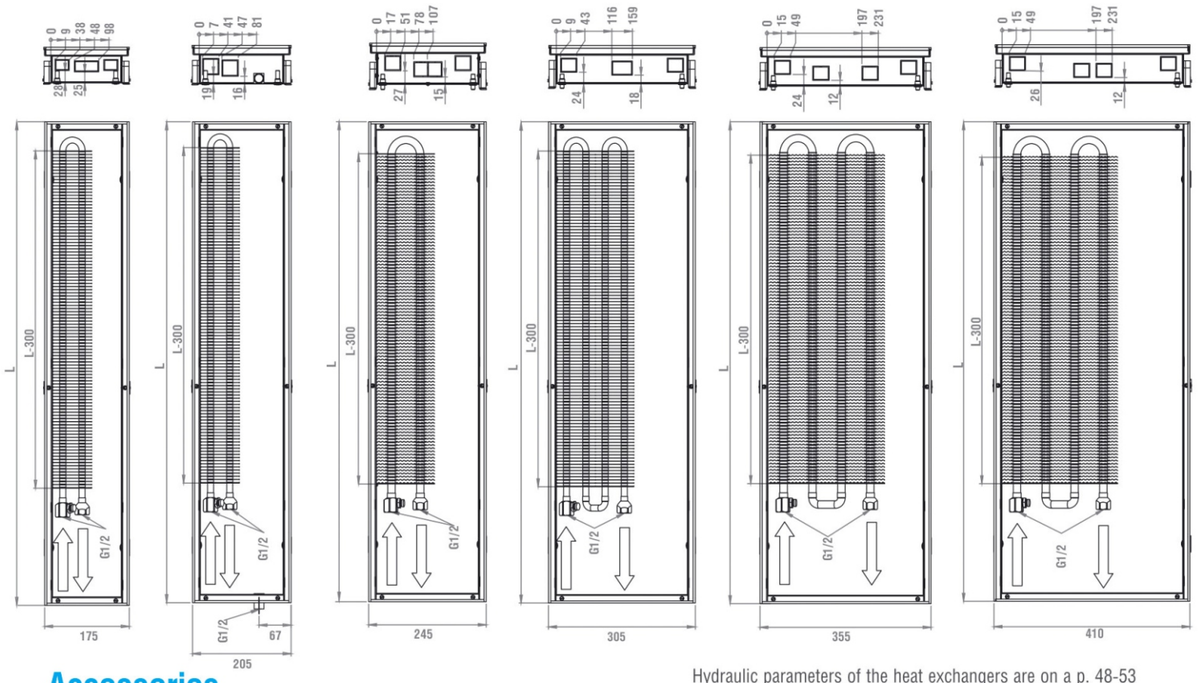

Hydraulic parameters of the heat exchangers are on a p. 48-53

Accessories

FLEXIBLE STEEL HOSES HITTE, 1/2"

THERMOSTATIC VALVE ARCO 1/2"

LOCK-SHIELD VALVE ARCO 1/2"

ACTUATOR ELECTRIC SIEMENS STA 73 AC/DC 24 NC

BALL VALVE ARCO 1/2"

Attention! Due to the continuous development of products, the manufacturer reserves the right to make additional changes without prior notice.

NXX 105

NATURAL CONVECTION TRENCH HEATING

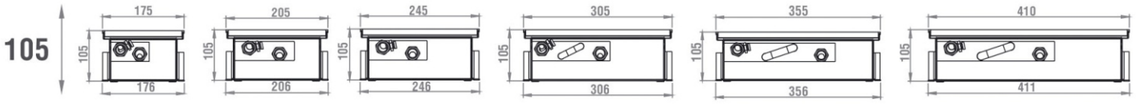

L 800 900 1000 1100 1200 1300 1400 1500 1600 1700 1800 1900 2000 2100 2200 2300 2400 2500 2600 2700 2800 2900 3000

NXX 105 Specifications

Natural trench heating for a dry environment

Description:

— for dry interiors: offices, apartments, private houses, shop windows;
— can be combined with other heating systems.

Heat exchanger water connection: inner threat G 1/2

Stainless steel trough for dry interiors: AISI 304

Trough material thickness: 1 mm

Water temperature: 38 - 110 °C

Maximum working pressure: 16 bar

NWX 105 Specifications

Natural trench heating for wet/humid environments

Description:

— for wet/humid environments: swimming pools, bathrooms, winter gardens;
— suitable for installation in multi-storey buildings, where the depth of the floor screed does not exceed 7-10 cm;

Water/moisture drainage connection: ∅18 мм

Heat exchanger water connections: 1/2" inner thread

Stainless steel trough for wet/humid interiors: AISI 316

Trough material thickness: 1 mm

Water temperature: 38 - 110 °C

Maximum working pressure: 16 bar

Standard Trough Material Options



Knock-outs for water pipe connections at multiple locations to suit project preferences.

Suitable for standard dry environments only.

GSX 105 Grille Option

Available Grille colours in the Hitte standard range.
Non-standard colours available on request at additional cost (RAL system).

MATT ALUMINUM

OAK

DARK BRONZE

BEECH

LIGHT BRONZE

ASH TREE

BLACK

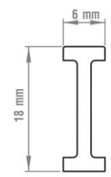

Standard Grille

H 105 Thermal Output Table

	width	t water	800	900	1000	1100	1200	1300	1400	1500	1600	1700	1800	1900	2000	2100	2200	2300	2400	2500	2600	2700	2800	2900	3000
		95/85/20	191	230	270	309	349	388	427	467	506	546	585	624	703	703	743	782	821	861	900	940	979	1018	1058
105	175	**75/65/20**	127	153	180	206	232	258	284	311	337	363	389	415	442	468	494	520	546	573	599	625	651	677	704
		50/40/20	55	66	78	89	100	111	123	134	145	157	168	179	191	202	213	225	236	247	259	270	281	293	304
		95/85/20	241	291	340	390	440	490	539	589	639	688	738	788	887	887	937	987	1036	1086	1136	1185	1235	1285	1335
105	205	**75/65/20**	158	190	223	255	288	320	353	385	418	450	483	515	548	580	613	645	678	710	743	775	808	840	873
		50/40/20	66	79	93	106	120	133	147	161	174	188	201	215	228	242	255	269	282	296	310	323	337	350	364
		95/85/20	252	304	356	408	460	512	564	615	667	719	771	823	927	927	979	1031	1083	1135	1187	1239	1291	1343	1395
105	245	**75/65/20**	169	204	239	274	308	343	378	413	448	483	518	552	587	622	657	692	727	762	796	831	866	901	936
		50/40/20	74	90	105	120	136	151	166	182	197	212	228	243	258	274	289	304	320	335	350	365	381	396	411
		95/85/20	287	346	405	464	523	582	641	700	759	818	877	936	1054	1054	1114	1173	1232	1291	1350	1409	1468	1527	1586
105	305	**75/65/20**	188	227	266	305	344	383	422	460	499	538	577	616	655	693	732	771	810	849	888	927	965	1004	1043
		50/40/20	79	96	112	129	145	161	178	194	211	227	243	260	276	292	309	325	342	358	374	391	407	424	440
		95/85/20	416	502	588	674	760	845	931	1017	1103	1189	1275	1360	1532	1532	1618	1704	1790	1875	1961	2047	2133	2219	2305
105	355	**75/65/20**	270	325	381	436	492	547	603	659	714	770	825	881	936	992	1048	1103	1159	1214	1270	1325	1381	1437	1492
		50/40/20	110	133	155	178	201	224	246	269	292	314	337	360	382	405	428	450	473	496	519	541	564	587	609
		95/85/20	441	531	622	713	804	895	986	1077	1167	1258	1349	1440	1622	1622	1712	1803	1894	1985	2076	2167	2258	2348	2439
105	410	**75/65/20**	285	344	403	461	520	579	638	696	755	814	873	932	990	1049	1108	1167	1225	1284	1343	1402	1461	1519	1578
		50/40/20	116	140	164	188	212	236	260	284	308	332	356	380	404	428	452	476	500	524	548	572	596	620	643

Installation

Natural Trench Heating is installed into a floor in such way that the heat exchanger is placed closer to the room than to a window. With this arrangement, the pipes connections are on the right side.

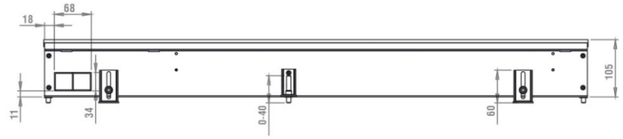

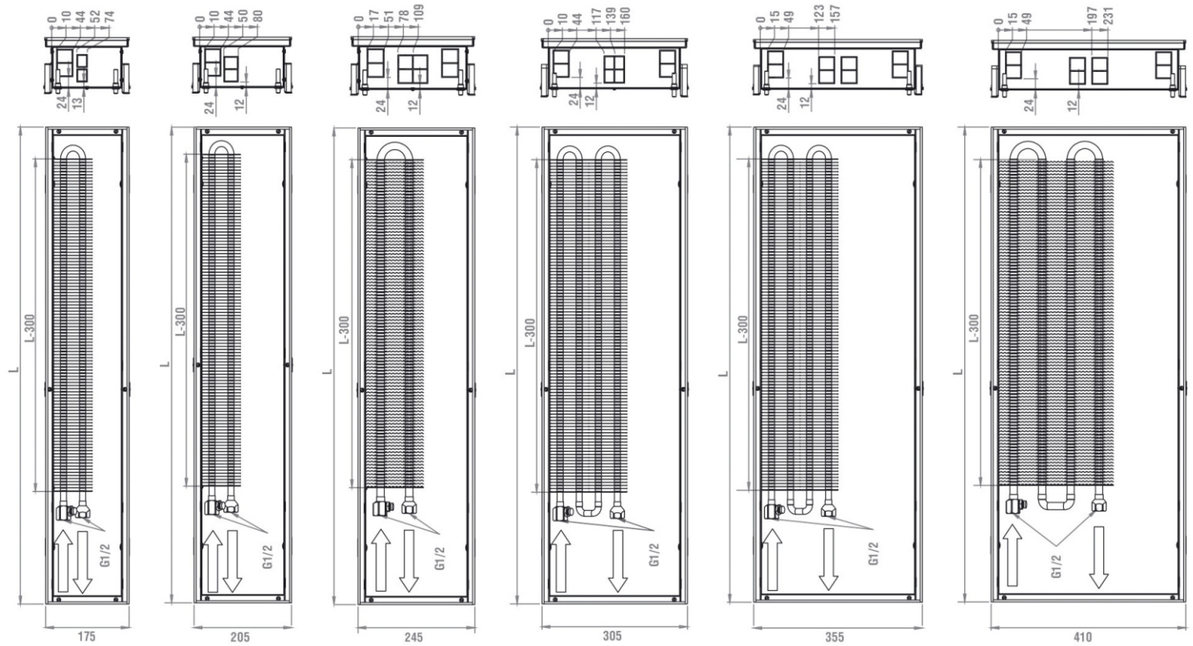

Accessories

Hydraulic parameters of the heat exchangers are on a p. 48-53

FLEXIBLE STEEL HOSES HITTE, 1/2"

THERMOSTATIC VALVE ARCO 1/2"

RETURN VALVE ARCO 1/2"

ELECTRIC ACTUATOR SIEMENS STA 73 AC/DC 24 NC

BALL VALVE ARCO 1/2"

Attention! Due to the continuous development of products, the manufacturer reserves the right to make additional changes without prior notice.

NXX 125

NATURAL CONVECTION TRENCH HEATING

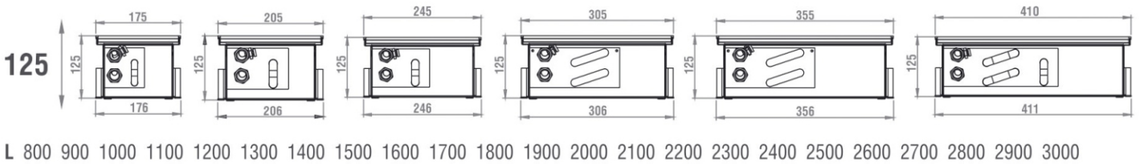

NXX 125 Specifications

Natural trench heating for a dry environment

Description:

— for dry interiors: offices, apartments, private houses, shop windows;
— can be combined with other heating systems.

Heat exchanger water connection: inner threat G 1/2

Stainless steel trough for dry interiors: AISI 304

Trough material thickness: 1 mm

Water temperature: 38 - 110 °C

Maximum working pressure: 16 bar

NWX 125 Specifications

Natural trench heating for wet/humid environments

Description:

— for wet/humid environments: swimming pools, bathrooms, winter gardens;
— suitable for installation in multi-storey buildings, where the depth of the floor screed does not exceed 7-10 cm;

Water/moisture drainage connection: ∅ 18 мм

Heat exchanger water connections: 1/2" inner thread

Stainless steel trough for wid interiors: AISI 316

Trough material thickness: 1 mm

Water temperature: 38 - 110 °C

Maximum working pressure: 16 bar

Standard Trough Material Options

Knock-outs for water pipe connections at multiple locations to suit project preferences.



Suitable for standard dry environments only.

GSX 125 Grille Option

Available Grille colours in the Hitte standard range.
Non–standard colours available on request at additional cost (RAL system).

MATT ALUMINUM

OAK

DARK BRONZE

BEECH

LIGHT BRONZE

ASH TREE

BLACK

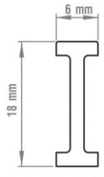

Standard Grille

H 125 Thermal Output Table

	width	t water	800	900	1000	1100	1200	1300	1400	1500	1600	1700	1800	1900	2000	2100	2200	2300	2400	2500	2600	2700	2800	2900	3000
		95/85/20	200	242	283	324	365	407	448	489	531	572	613	655	737	737	778	820	861	902	944	985	1026	1068	1109
125	175	**75/65/20**	133	160	188	215	243	270	298	325	352	380	407	435	462	490	517	544	572	599	627	654	682	709	736
		50/40/20	57	69	81	93	104	116	128	140	152	163	175	187	199	211	222	234	246	258	270	282	293	305	317
		95/85/20	254	306	358	410	463	515	567	620	672	724	776	829	933	933	985	1038	1090	1142	1195	1247	1299	1351	1404
125	205	**75/65/20**	165	199	234	268	302	336	370	404	438	472	506	540	574	609	643	677	711	745	779	813	847	881	915
		50/40/20	69	83	97	111	125	139	153	167	182	196	210	224	238	252	266	281	295	309	323	337	351	365	379
		95/85/20	259	313	366	420	473	527	580	634	687	741	794	848	954	954	1008	1061	1115	1168	1222	1275	1329	1382	1436
125	245	**75/65/20**	174	210	245	281	317	353	389	425	460	496	532	568	604	640	675	711	747	783	819	855	890	926	962
		50/40/20	76	92	108	123	139	155	170	186	202	218	233	249	265	280	296	312	327	343	359	375	390	406	422
		95/85/20	395	477	558	640	721	803	884	966	1047	1129	1210	1292	1455	1455	1536	1618	1699	1781	1862	1944	2025	2107	2188
125	305	**75/65/20**	252	304	356	408	460	512	564	615	667	719	771	823	875	927	979	1031	1083	1135	1187	1239	1291	1343	1394
		50/40/20	100	120	141	161	182	202	223	243	264	284	305	325	346	366	387	407	428	449	469	490	510	531	551
		95/85/20	439	530	620	711	802	892	983	1073	1164	1255	1345	1436	1617	1617	1707	1798	1889	1979	2070	2160	2251	2342	2432
125	355	**75/65/20**	280	338	396	454	511	569	627	685	742	800	858	916	973	1031	1089	1147	1205	1262	1320	1378	1436	1493	1551
		50/40/20	111	134	157	180	202	225	248	271	294	317	340	363	385	408	431	454	477	500	523	546	568	591	614
		95/85/20	460	554	649	744	839	933	1028	1123	1218	1313	1407	1502	1692	1692	1786	1881	1976	2071	2165	2260	2355	2450	2545
125	410	**75/65/20**	297	358	420	481	542	603	664	726	787	848	909	971	1032	1093	1154	1216	1277	1338	1399	1461	1522	1583	1644
		50/40/20	121	146	171	196	220	245	270	295	320	345	370	395	420	445	470	495	519	544	569	594	619	644	669

Installation

Natural Trench Heating is installed into a floor in such way that the heat exchanger is placed closer to the room than to a window. With this arrangement, the pipes connections are on the right side.

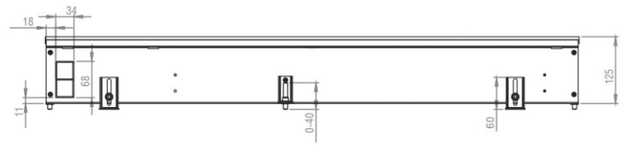

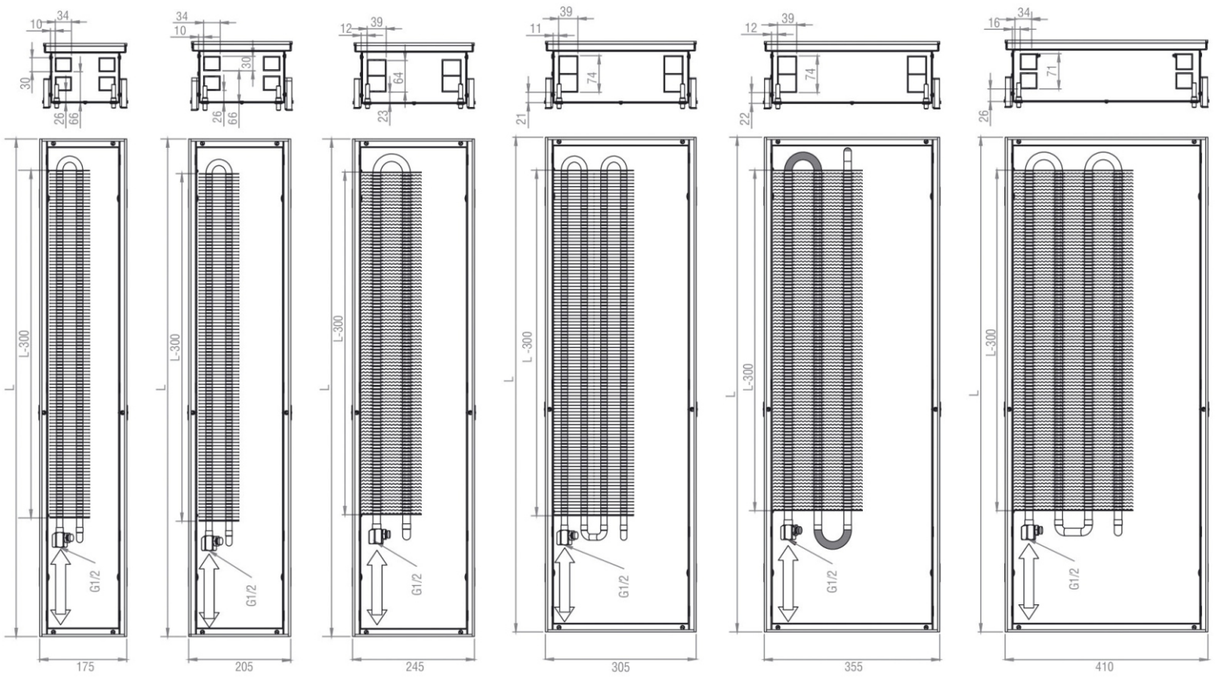

Hydraulic parameters of the heat exchangers are on a p. 48-53

Accessories

FLEXIBLE STEEL HOSES HITTE, 1/2"

THERMOSTATIC VALVE ARCO 1/2"

RETURN VALVE ARCO 1/2"

ELECTRIC ACTUATOR SIEMENS STA 73 AC/DC 24 NC

BALL VALVE ARCO 1/2"

Attention! Due to the continuous development of products, the manufacturer reserves the right to make additional changes without prior notice.

NXX 165

NATURAL CONVECTION TRENCH HEATING

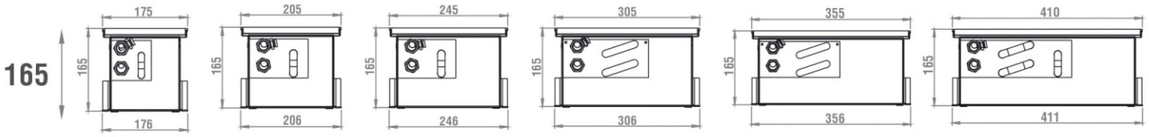

L 800 900 1000 1100 1200 1300 1400 1500 1600 1700 1800 1900 2000 2100 2200 2300 2400 2500 2600 2700 2800 2900 3000

NXX 165 Specifications

Natural trench heating for a dry environment

Description:

— for dry interiors: offices, apartments, private houses, shop windows;
— can be combined with other heating systems.

Heat exchanger water connection: inner threat G 1/2

Stainless steel trough for dry interiors: AISI 304

Trough material thickness: 1 mm

Water temperature: 38 - 110 °C

Maximum working pressure: 16 bar

NWX 165 Specifications

Natural trench heating for wet/humid environments

Description:

— for wet/humid environments: swimming pools, bathrooms, winter gardens;
— suitable for installation in multi-storey buildings, where the depth of the floor screed does not exceed 7-10 cm;

Water/moisture drainage connection: ∅ 18 мм

Heat exchanger water connections: 1/2" inner thread

Stainless steel trough for wet/humid interiors: AISI 316

Trough material thickness: 1 mm

Water temperature: 38 - 110 °C

Maximum working pressure: 16 bar

Standard Trough Material Options



Knock-outs for water pipe connections at multiple locations to suit project preferences.



Suitable for standard dry environments only.

GSX 165 Grille Option

Available Grille colours in the Hitte standard range.
Non-standard colours available on request at additional cost (RAL system).

MATT ALUMINUM

OAK

DARK BRONZE

BEECH

LIGHT BRONZE

ASH TREE

BLACK

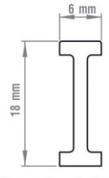

Standard Grille

H 165 Thermal Output Table

	width	t water	800	900	1000	1100	1200	1300	1400	1500	1600	1700	1800	1900	2000	2100	2200	2300	2400	2500	2600	2700	2800	2900	3000
165	175	95/85/20	203	245	287	329	371	413	455	497	539	581	623	665	748	748	790	832	874	916	958	1000	1042	1084	1126
		75/65/20	135	163	191	218	246	274	302	330	357	385	413	441	469	497	524	552	580	608	636	663	691	719	747
		50/40/20	58	70	82	94	106	118	130	142	154	165	177	189	201	213	225	237	249	261	273	285	297	309	321
165	205	95/85/20	310	374	438	502	566	630	694	758	822	886	950	1014	1142	1142	1206	1270	1333	1397	1461	1525	1589	1653	1717
		75/65/20	202	244	285	327	369	410	452	494	535	577	619	660	702	744	785	827	869	910	952	994	1035	1077	1119
		50/40/20	84	101	118	135	153	170	187	204	222	239	256	273	290	308	325	342	359	377	394	411	428	446	463
165	245	95/85/20	357	431	504	578	652	725	799	872	946	1020	1093	1167	1314	1314	1388	1461	1535	1609	1682	1756	1829	1903	1977
		75/65/20	234	282	331	379	427	476	524	572	620	669	717	765	814	862	910	958	1007	1055	1103	1151	1200	1248	1296
		50/40/20	98	118	139	159	179	199	220	240	260	280	301	321	341	361	382	402	422	442	463	483	503	523	544
165	305	95/85/20	430	519	607	696	785	873	962	1050	1139	1228	1316	1405	1582	1582	1671	1760	1848	1937	2026	2114	2203	2292	2380
		75/65/20	274	331	387	444	500	557	614	670	727	783	840	896	953	1009	1066	1122	1179	1236	1292	1349	1405	1462	1518
		50/40/20	109	131	153	176	198	221	243	265	288	310	333	355	377	400	422	445	467	489	512	534	556	579	601
165	355	95/85/20	521	629	736	844	952	1059	1167	1274	1382	1489	1597	1704	1919	1919	2027	2134	2242	2349	2457	2564	2672	2779	2887
		75/65/20	331	400	468	536	605	673	741	810	878	946	1015	1083	1151	1220	1288	1356	1425	1493	1561	1630	1698	1766	1835
		50/40/20	130	157	184	211	238	265	291	318	345	372	399	426	453	480	506	533	560	587	614	641	668	694	721
165	410	95/85/20	689	831	973	1115	1257	1399	1541	1683	1825	1967	2109	2251	2535	2535	2677	2819	2962	3104	3246	3388	3530	3672	3814
		75/65/20	433	523	612	702	791	880	970	1059	1148	1238	1327	1416	1506	1595	1685	1774	1863	1953	2042	2131	2221	2310	2399
		50/40/20	167	201	236	270	304	339	373	408	442	476	511	545	580	614	648	683	717	752	786	820	855	889	924

Installation

Natural Trench Heating is installed into a floor in such way that the heat exchanger is placed closer to the room than to a window. With this arrangement, the pipes connections are on the right side.

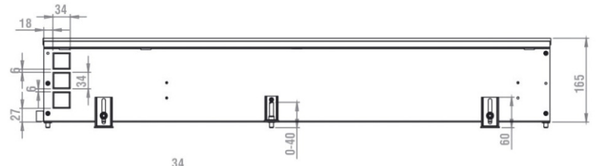

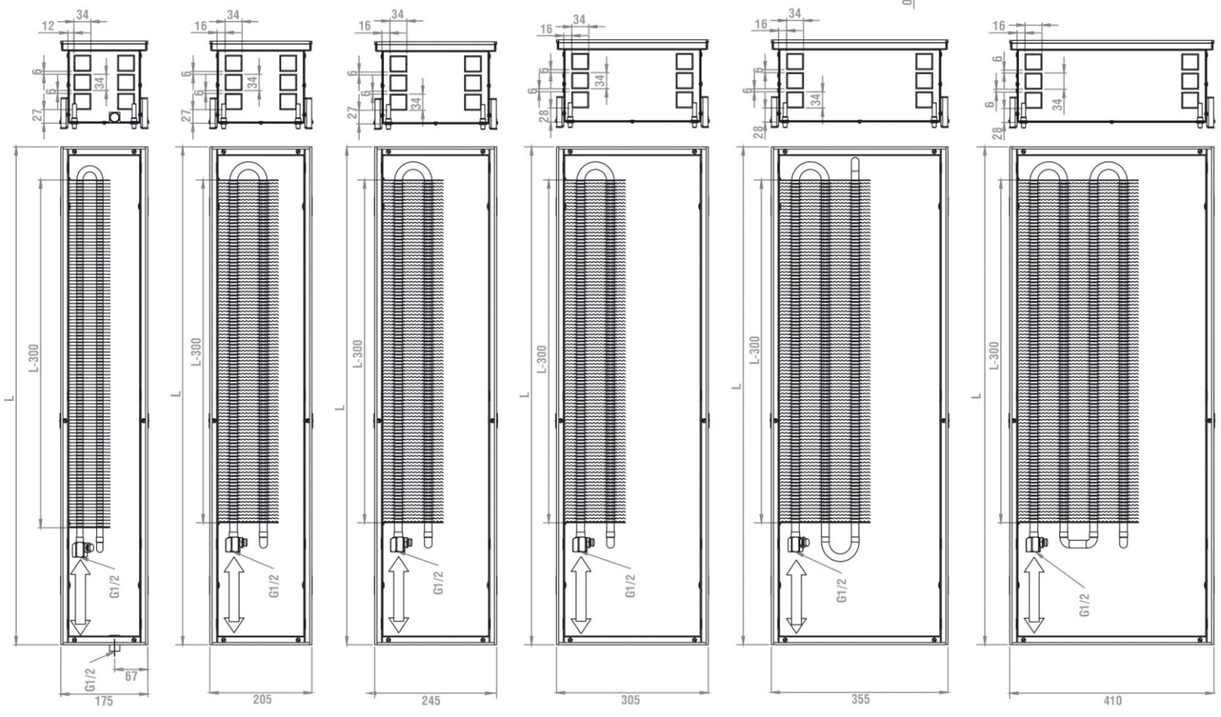

Hydraulic parameters of the heat exchangers are on a p. 48-53

Accessories

FLEXIBLE STEEL HOSES HITTE, 1/2"

THERMOSTATIC VALVE ARCO 1/2"

RETURN VALVE ARCO 1/2"

ELECTRIC ACTUATOR SIEMENS STA 73 AC/DC 24 NC

BALL VALVE ARCO 1/2"

Attention! Due to the continuous development of products, the manufacturer reserves the right to make additional changes without prior notice.





FAN-ASSISTED TRENCH HEATING

FXX FAN-ASSISTED TRENCH HEATING

FXX Trench Heating has a fan (Fan-Assisted Convection) for higher thermal output.
This type of Trench Heating is used as primary/main source of space heating, and also as a cold air barrier under large glazed areas removing condensate.

All Hitte fans operate on a direct current with a safe voltage of 24 V, which not only provides high efficiency, but also a low noise level ideal making it ideal for bedrooms, children's rooms, hotel rooms, etc.

Hitte Fan-Assisted Trench Heating is divided into three types:

- FXX for standard dry environments
- FWH with drainage for wet/humid environments
- FCX combination of heating and cooling for the summertime

Standard Features

- choice of trough material - stainless steel or black powder coated FeZn steel;
- choice of natural, light bronze or dark bronze painted aluminium perimeter trough edging;
- CuAl heat exchanger with air valve and 1/2" brass ends;
- a tangential DC 24V fan with protective metal cover;
- spacers to protect trench geometry during installation and concrete pouring;
- cover plates to protect water and electrical connections;
- drainage connectors for wet/humid environment trench units and combined heating and cooling trench units;
- a set of fixing legs and level adjusting screws;
- 18 mm MDF cover to protect against damage and falling debris during installation.

Bespoke Trench Heating Design & Manufacture

Bespoke trenching heating systems can be designed and manufactured to meet the most challenging project specifications.

Standard Edging or Extended Edging

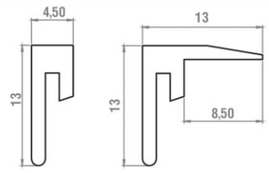

Standard Edging	Extended Edging
The standard edge creates a frame around the perimeter of the unit and fits snuggly against the trough.	The extended edge is an optional feature and should be specified when placing the order.
	The extended edge should be attached to the inner edge of the trough after the supper layer of the floor is finished.

Typically this would match the Grille colour unless an alternative colour is requested.

FXX 065

FAN-ASSISTED TRENCH HEATING

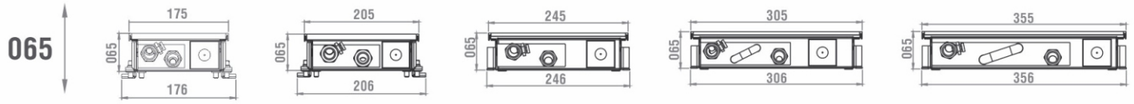

L 800 900 1000 1100 1200 1300 1400 1500 1600 1700 1800 1900 2000 2100 2200 2300 2400 2500 2600 2700 2800 2900 3000

FXX 065 Specifications

Fan-assisted Trench Heating

Description:
— for dry interiors: offices, apartments, private houses, shop windows;
— possible to install these convectors in multi-story buildings, where the depth of the floor screed does not exceed 7-10 cm;
— low noise DC 24V fan with safety cover.

Heat exchanger water connection: inner threat G 1/2
Stainless steel trough for dry interiors: AISI 304
Trough material thickness: 1 mm
Water temperature: 38 - 110 °C
Maximum working pressure: 16 bar

Convectors with fans are operated by the SIEMENS digital thermostats with stepless or 3-step speed control and safe DC 24V voltage.
A small volume of water in the heat exchangers allows to heat room air until the set temperature in shortest time.

Trough Material Options



Knock-outs for water pipe connections at multiple locations to suit project preferences.



GSX 065 Grille Options

Available Grille colours in the Hitte standard range.
Non-standard colours available on request at additional cost (RAL system).

MATT ALUMINUM

DARK BRONZE

LIGHT BRONZE

BLACK

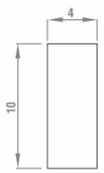

Standard Grille

Accessories

FLEXIBLE STEEL HOSES HITTE, 1/2"

THERMOSTATIC VALVE ARCO 1/2"

RETURN VALVE ARCO 1/2"

ELECTRIC ACTUATOR SIEMENS STA 73 AC/DC 24 NC

BALL VALVE ARCO 1/2"

ROOM THERMOSTAT SIEMENS RDG160 T / RDG160 KN

TRAFO 15W, 60W, 120W, 240W, 480W

H 065 Thermal Output Table

width	t water	скорость вентилятора	800	900	1000	1100	1200	1300	1400	1500	1600	1700	1800	1900	2000	2100	2200	2300	2400	2500	2600	2700	2800	2900	3000
	consumption W		2,4	2,4	2,9	2,9	4,4	4,4	4,4	5,3	5,3	5,3	5,8	5,8	4,8	7,7	7,7	8,2	8,2	9,7	8,6	10,2	10,2	10,6	10,6
065/175	95/85/20	20%	128	155	181	207	234	260	287	313	339	366	392	419	445	472	498	524,4	551	577	603,7	630,1	656,5	683	709
		70%	540	651	763	874	985	1096	1208	1319	1430	1542	1653	1764	1876	1987	2098	2210	2321	2432	2544	2655	2766	2878	2989
		100%	641	773	905	1037	1169	1301	1433	1565	1697	1830	1962	2094	2226	2358	2490	2622	2754	2886	3018	3151	3283	3415	3547
	75/65/20	20%	88,8	107	125	144	162	180	199	217	235	254	272	290	309	327	345	363,5	382	400	418,4	436,7	455	473	492
		70%	374	451	528	606	683	760	837	914	991	1068	1146	1223	1300	1377	1454	1531	1609	1686	1763	1840	1917	1994	2071
		100%	444	536	627	719	810	902	993	1085	1176	1268	1360	1451	1543	1634	1726	1817	1909	2000	2092	2183	2275	2367	2458
	50/40/20	20%	41,7	50,3	58,9	67,5	76,1	84,7	93,3	102	111	119	128	136	145	154	162	170,8	179	188	196,6	205,2	213,8	222	231
		70%	176	212	248	285	321	357	393	430	466	502	538	575	611	647	683	719,5	756	792	828,3	864,5	900,8	937	973
		100%	209	252	295	338	381	424	467	510	553	596	639	682	725	768	811	853,9	897	940	982,9	1026	1069	1112	1155
065/205	95/85/20	20%	136	164	192	220	249	277	305	333	361	389	417	445	473	501	529	557,4	586	614	641,7	669,8	697,8	726	754
		70%	574	692	811	929	1047	1165	1284	1402	1520	1639	1757	1875	1994	2112	2230	2349	2467	2585	2704	2822	2940	3059	3177
		100%	681	821	962	1102	1243	1383	1523	1664	1804	1945	2085	2226	2366	2506	2647	2787	2928	3068	3208	3349	3489	3630	3770
	75/65/20	20%	94	113	133	152	172	191	210	230	249	268	288	307	327	346	365	384,8	404	424	442,9	462,3	481,7	501	520
		70%	396	478	559	641	723	804	886	968	1049	1131	1213	1295	1376	1458	1540	1621	1703	1785	1866	1948	2030	2111	2193
		100%	470	567	664	761	858	955	1052	1149	1245	1342	1439	1536	1633	1730	1827	1924	2021	2118	2215	2312	2408	2505	2602
	50/40/20	20%	43,8	52,8	61,9	70,9	79,9	89	98	107	116	125	134	143	152	161	170	179,3	188	197	206,4	215,4	224,5	233	243
		70%	185	223	261	299	337	375	413	451	489	527	565	603	641	679	717	755,4	793	832	869,6	907,6	945,7	984	1022
		100%	219	264	309	355	400	445	490	535	580	625	671	716	761	806	851	896,5	942	987	1032	1077	1122	1167	1213
065/245	95/85/20	20%	191	230	269	309	348	387	426	466	505	544	584	623	662	702	741	780	819	859	898	937	977	1016	1055
		70%	803	969	1134	1300	1465	1631	1797	1962	2128	2293	2459	2625	2790	2956	3121	3287	3453	3618	3784	3949	4115	4281	4446
		100%	953	1150	1346	1543	1739	1936	2132	2329	2525	2722	2918	3115	3311	3508	3704	3901	4097	4294	4490	4687	4883	5080	5276
	75/65/20	20%	130	157	184	211	238	265	292	318	345	372	399	426	453	480	507	533	560	587	614	641	668	695	722
		70%	549	662	776	889	1002	1115	1228	1342	1455	1568	1681	1795	1908	2021	2134	2247	2361	2474	2587	2700	2814	2927	3040
		100%	652	786	920	1055	1189	1323	1458	1592	1727	1861	1995	2130	2264	2398	2533	2667	2801	2936	3070	3204	3339	3473	3608
	50/40/20	20%	60	72	84	96	109	121	133	146	158	170	182	195	207	219	231	244	256	268	281	293	305	317	330
		70%	251	303	354	406	458	510	561	613	665	717	768	820	872	923	975	1027	1079	1130	1182	1234	1286	1337	1389
		100%	298	359	421	482	543	605	666	728	789	850	912	973	1035	1096	1157	1219	1280	1341	1403	1464	1526	1587	1648
065/305	95/85/20	20%	205	248	290	332	374	417	459	501	544	586	628	671	713	755	798	840	882	925	967	1009	1051	1094	1136
		70%	865	1043	1221	1399	1578	1756	1934	2113	2291	2469	2647	2826	3004	3182	3360	3539	3717	3895	4074	4252	4430	4608	4787
		100%	1026	1238	1449	1661	1872	2084	2295	2507	2719	2930	3142	3353	3565	3776	3988	4199	4411	4623	4834	5046	5257	5469	5680
	75/65/20	20%	141	170	199	228	257	286	315	344	373	402	431	460	489	518	547	576	605	634	663	692	721	750	779
		70%	593	715	837	959	1082	1204	1326	1448	1571	1693	1815	1937	2059	2182	2304	2426	2548	2671	2793	2915	3037	3160	3282
		100%	703	849	994	1139	1284	1429	1574	1719	1864	2009	2154	2299	2444	2589	2734	2879	3024	3169	3314	3459	3604	3749	3894
	50/40/20	20%	65	78	91	105	118	131	145	158	171	185	198	211	225	238	251	265	278	291	305	318	331	345	358
		70%	272	329	385	441	497	553	609	666	722	778	834	890	946	1003	1059	1115	1171	1227	1283	1340	1396	1452	1508
		100%	323	390	457	523	590	657	723	790	856	923	990	1056	1123	1190	1256	1323	1390	1456	1523	1590	1656	1723	1790
065/3550	95/85/20	20%	245	296	346	397	448	498	549	599	650	700	751	802	852	903	953	1004	1054	1105	1156	1206	1257	1307	1358
		70%	1033	1247	1460	1673	1886	2099	2312	2525	2738	2951	3164	3377	3590	3804	4017	4230	4443	4656	4869	5082	5295	5508	5721
		100%	1226	1479	1732	1985	2238	2491	2744	2996	3249	3502	3755	4008	4261	4514	4767	5019	5272	5525	5778	6031	6284	6537	6789
	75/65/20	20%	165	199	233	267	301	335	369	403	437	471	505	539	573	607	641	675	709	743	777	811	845	879	913
		70%	695	838	982	1125	1268	1411	1555	1698	1841	1985	2128	2271	2415	2558	2701	2844	2988	3131	3274	3418	3561	3704	3848
		100%	825	995	1165	1335	1505	1675	1845	2015	2185	2355	2525	2695	2865	3035	3205	3375	3546	3716	3886	4056	4226	4396	4566
	50/40/20	20%	73	88	103	118	133	148	163	178	193	208	223	238	253	268	283	298	313	328	343	358	373	388	403
		70%	307	370	433	497	560	623	687	750	813	876	940	1003	1066	1130	1193	1256	1319	1383	1446	1509	1572	1636	1699
		100%	364	439	514	589	665	740	815	890	965	1040	1115	1190	1265	1340	1416	1491	1566	1641	1716	1791	1866	1941	2016

230V/24V DC Hitte Output Control pg.42
Pressure Drop pgs.48-53
Acoustic noise pg.54

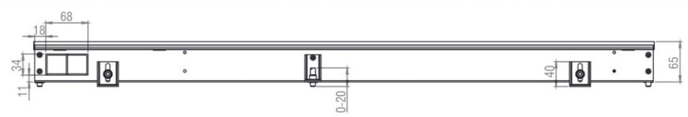

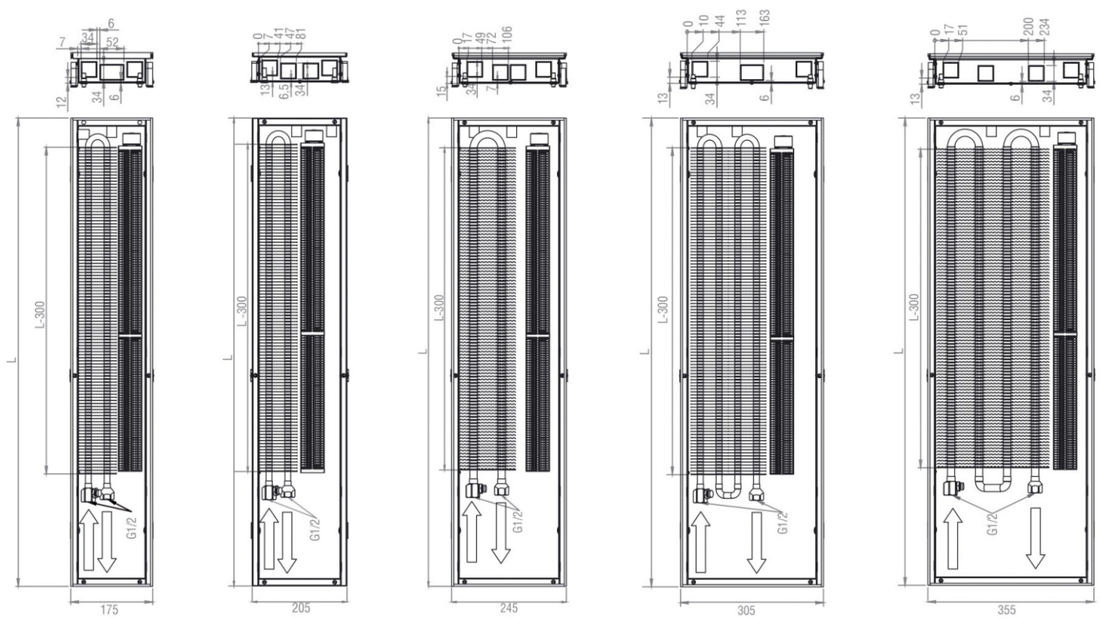

Attention! Due to the continuous development of products, the manufacturer reserves the right to make additional changes without prior notice.

FXX 080

FAN-ASSISTED TRENCH HEATING

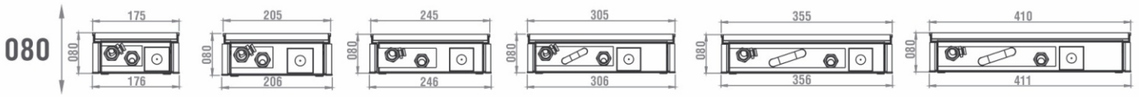

L 800 900 1000 1100 1200 1300 1400 1500 1600 1700 1800 1900 2000 2100 2200 2300 2400 2500 2600 2700 2800 2900 3000

FXX 080 Specifications

Fan-assisted Trench Heating for standard dry environments

Description:

— for dry interiors: offices, apartments, private houses, car dealerships, rooms with panoramic windows;
— high thermal output.

Heat exchanger water connection: inner threat G 1/2

Stainless steel trough for dry interiors: AISI 304

Trough material thickness: 1 mm

Water temperature: 38 - 110 °C

Maximum working pressure: 16 bar

FWX 080 Specifications

Fan-assisted Trench Heating for wet/humid environments

Description:

— for wet interiors: pools, bathrooms, winter gardens, saunas;
— high thermal output;
— could be combined with the other heating elements of heating systems.

Water/moisture drainage connection: ∅18 мм

Heat exchanger water connections: 1/2" inner thread

Stainless steel trough for wet/humid interiors: AISI 316

Trough material thickness: 1 mm

Water temperature: 38 - 110 °C

Maximum working pressure: 16 bar

Standard Trough Material Options



Knock-outs for water pipe connections at multiple locations to suit project preferences.



Suitable for standard dry environments only.

GSX 080 Grille Options

Available Grille colours in the Hitte standard range.
Non-standard colours available on request at additional cost (RAL system).

MATT ALUMINUM

DARK BRONZE

LIGHT BRONZE

BLACK

OAK

BEECH

ASH TREE

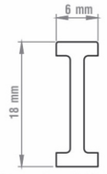

Standard Grille

H 080 Thermal Output Table

ширина	t воды	fan speed	800	900	1000	1100	1200	1300	1400	1500	1600	1700	1800	1900	2000	2100	2200	2300	2400	2500	2600	2700	2800	2900	3000
	потребление W		2,4	2,4	2,9	2,9	4,4	4,4	4,4	5,3	5,3	5,3	5,8	5,8	4,8	7,7	7,7	8,2	8,2	9,7	8,6	10,2	10,2	10,6	10,6
080/175	95/85/20	20%	131	158	185	212	239	266	293	320	347	374	401	428	455	482	509	536	563	590	617	644	671	698	725
		70%	552	665	779	893	1007	1120	1234	1348	1461	1575	1689	1803	1916	2030	2144	2258	2371	2485	2599	2713	2826	2940	3054
		100%	655	790	925	1059	1194	1329	1464	1599	1734	1869	2004	2139	2274	2409	2544	2679	2814	2949	3084	3219	3354	3489	3624
	75/65/20	20%	90	109	128	146	165	184	202	221	239	258	277	295	314	333	351	370	389	407	426	444	463	482	500
		70%	381	459	538	616	695	773	852	930	1009	1087	1166	1245	1323	1402	1480	1559	1637	1716	1794	1873	1951	2030	2108
		100%	452	545	638	731	825	918	1011	1104	1197	1291	1384	1477	1570	1663	1756	1850	1943	2036	2129	2222	2315	2409	2502
	50/40/20	20%	42	51	60	68	77	86	94	103	112	120	129	138	146	155	164	172	181	190	198	207	216	225	233
		70%	178	214	251	287	324	361	397	434	470	507	544	580	617	653	690	727	763	800	836	873	910	946	983
		100%	211	254	298	341	384	428	471	515	558	602	645	688	732	775	819	862	906	949	992	1036	1079	1123	1166
080/205	95/85/20	20%	174	210	246	282	318	354	390	426	462	497	533	569	605	641	677	713	749	785	821	857	893	929	964
		70%	734	885	1037	1188	1339	1491	1642	1793	1945	2096	2247	2399	2550	2701	2853	3004	3155	3307	3458	3609	3761	3912	4063
		100%	871	1051	1230	1410	1589	1769	1949	2128	2308	2487	2667	2847	3026	3206	3385	3565	3745	3924	4104	4283	4463	4643	4822
	75/65/20	20%	119	144	168	193	218	242	267	291	316	341	365	390	414	439	463	488	513	537	562	586	611	636	660
		70%	502	606	710	813	917	1020	1124	1228	1331	1435	1538	1642	1746	1849	1953	2056	2160	2264	2367	2471	2574	2678	2782
		100%	596	719	842	965	1088	1211	1334	1457	1580	1703	1826	1949	2072	2195	2317	2440	2563	2686	2809	2932	3055	3178	3301
	50/40/20	20%	55	66	77	88	100	111	122	133	145	156	167	179	190	201	212	224	235	246	257	269	280	291	302
		70%	230	278	325	373	420	467	515	562	610	657	705	752	800	847	895	942	989	1037	1084	1132	1179	1227	1274
		100%	273	329	386	442	498	555	611	667	724	780	836	893	949	1005	1062	1118	1174	1230	1287	1343	1399	1456	1512
080/245	95/85/20	20%	230	277	324	372	419	467	514	561	609	656	703	751	798	845	893	940	988	1035	1082	1130	1177	1224	1272
		70%	968	1167	1367	1567	1766	1966	2165	2365	2564	2764	2964	3163	3363	3562	3762	3961	4161	4361	4560	4760	4959	5159	5358
		100%	1149	1385	1622	1859	2096	2333	2570	2806	3043	3280	3517	3754	3990	4227	4464	4701	4938	5175	5411	5648	5885	6122	6359
	75/65/20	20%	155	187	219	251	284	316	348	380	412	444	476	508	540	572	604	636	668	700	732	764	796	828	860
		70%	655	790	925	1060	1195	1330	1465	1600	1735	1870	2005	2140	2274	2409	2544	2679	2814	2949	3084	3219	3354	3489	3624
		100%	777	937	1097	1257	1418	1578	1738	1898	2058	2219	2379	2539	2699	2859	3020	3180	3340	3500	3660	3820	3981	4141	4301
	50/40/20	20%	69	84	98	112	127	141	155	170	184	198	213	227	241	256	270	284	299	313	327	341	356	370	384
		70%	293	353	413	474	534	594	655	715	775	835	896	956	1016	1077	1137	1197	1258	1318	1378	1439	1499	1559	1620
		100%	347	419	490	562	634	705	777	848	920	991	1063	1135	1206	1278	1349	1421	1493	1564	1636	1707	1779	1850	1922
080/305	95/85/20	20%	251	303	354	406	458	510	561	613	665	717	768	820	872	924	975	1027	1079	1131	1182	1234	1286	1338	1389
		70%	1057	1275	1493	1711	1930	2148	2366	2584	2802	3020	3238	3456	3674	3892	4110	4328	4546	4764	4982	5200	5418	5636	5854
		100%	1255	1514	1772	2031	2290	2548	2807	3066	3325	3583	3842	4101	4360	4618	4877	5136	5395	5653	5912	6171	6429	6688	6947
	75/65/20	20%	169	204	239	274	309	344	379	414	448	483	518	553	588	623	658	693	728	763	797	832	867	902	937
		70%	713	860	1007	1154	1301	1448	1595	1742	1889	2036	2183	2330	2478	2625	2772	2919	3066	3213	3360	3507	3654	3801	3948
		100%	846	1021	1195	1370	1544	1719	1893	2068	2242	2417	2591	2766	2940	3115	3289	3464	3638	3813	3987	4161	4336	4510	4685
	50/40/20	20%	75	91	106	122	137	153	168	184	199	215	230	246	261	277	292	308	323	339	354	370	385	401	416
		70%	317	382	447	513	578	643	709	774	839	905	970	1035	1100	1166	1231	1296	1362	1427	1492	1558	1623	1688	1754
		100%	376	453	531	608	686	763	841	918	996	1073	1151	1228	1306	1383	1461	1538	1616	1693	1771	1848	1926	2003	2081
080/355	95/85/20	20%	262	316	370	424	478	532	586	640	694	748	802	856	910	964	1018	1072	1126	1180	1234	1288	1342	1396	1450
		70%	1104	1331	1559	1787	2014	2242	2469	2697	2925	3152	3380	3607	3835	4062	4290	4518	4745	4973	5200	5428	5656	5883	6111
		100%	1310	1580	1850	2120	2390	2660	2930	3200	3471	3741	4011	4281	4551	4821	5091	5361	5631	5901	6171	6441	6712	6982	7252
	75/65/20	20%	177	213	249	286	322	359	395	431	468	504	540	577	613	650	686	722	759	795	832	868	904	941	977
		70%	744	897	1050	1204	1357	1511	1664	1817	1971	2124	2277	2431	2584	2737	2891	3044	3197	3351	3504	3657	3811	3964	4117
		100%	883	1065	1247	1429	1611	1793	1975	2156	2338	2520	2702	2884	3066	3248	3430	3612	3794	3976	4158	4340	4522	4704	4886
	50/40/20	20%	78	94	111	127	143	159	175	191	207	224	240	256	272	288	304	320	336	353	369	385	401	417	433
		70%	330	398	466	534	602	670	738	806	874	942	1010	1078	1146	1214	1282	1350	1418	1486	1554	1622	1690	1758	1826
		100%	391	472	553	633	714	795	875	956	1037	1118	1198	1279	1360	1440	1521	1602	1682	1763	1844	1924	2005	2086	2166
080/410	95/85/20	20%	275	332	389	445	502	559	615	672	729	786	842	899	956	1012	1069	1126	1183	1239	1296	1353	1409	1466	1523
		70%	1159	1398	1637	1876	2115	2354	2593	2832	3071	3310	3549	3788	4027	4266	4505	4744	4983	5221	5460	5699	5938	6177	6416
		100%	1375	1659	1943	2226	2510	2793	3077	3360	3644	3928	4211	4495	4778	5062	5346	5629	5913	6196	6480	6764	7047	7331	7614
	75/65/20	20%	185	224	262	300	338	376	415	453	491	529	568	606	644	682	720	759	797	835	873	911	950	988	1026
		70%	781	942	1103	1264	1425	1586	1747	1908	2069	2230	2391	2552	2713	2874	3035	3196	3357	3518	3679	3840	4001	4162	4323
		100%	927	1118	1309	1500	1691	1882	2073	2264	2455	2646	2838	3029	3220	3411	3602	3793	3984	4175	4366	4557	4748	4939	5131
	50/40/20	20%	82	99	116	133	150	167	184	201	218	235	252	269	286	302	319	336	353	370	387	404	421	438	455
		70%	346	418	489	560	632	703	775	846	917	989	1060	1132	1203	1274	1346	1417	1489	1560	1631	1703	1774	1845	1917
		100%	411	496	580	665	750	834	919	1004	1089	1173	1258	1343	1428	1512	1597	1682	1766	1851	1936	2021	2105	2190	2275

1. Installation of the convector when fan position on a room side.

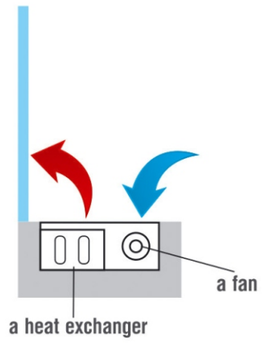

2. Installation of the convector when fan position on a window side.

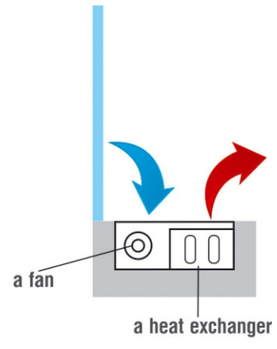

Attention! Due to the continuous development of products, the manufacturer reserves the right to make additional changes without prior notice.

FXX 080 Drawings

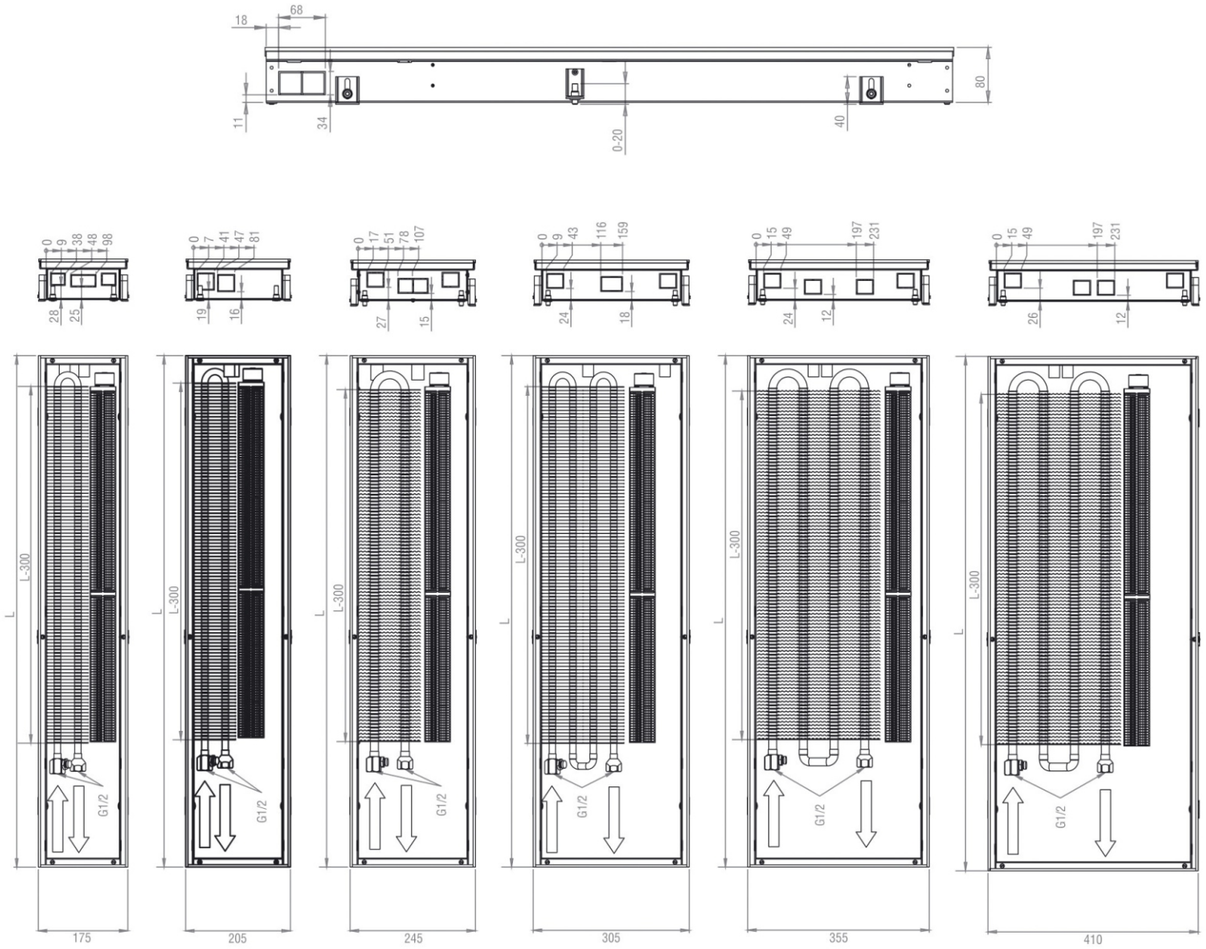

FWX 080 Drawings

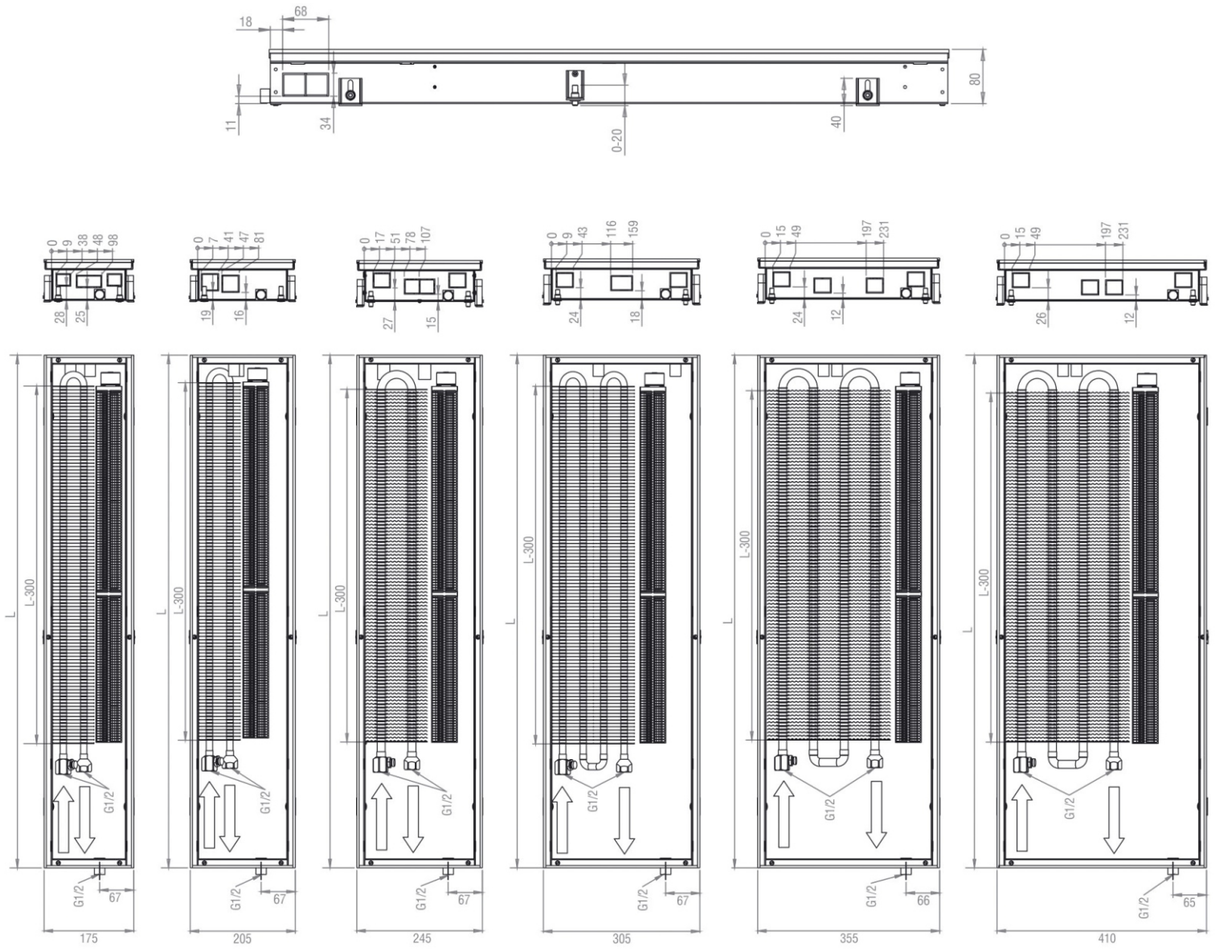

Accessories

FLEXIBLE STEEL HOSES HITTE, 1/2"

THERMOSTATIC VALVES ARCO 1/2"

RETURN VALVES ARCO 1/2"

ELECTRIC ACTUATOR SIEMENS STA 73 AC/DC 24 NC

BALL VALVE ARCO 1/2"

ROOM THERMOSTAT SIEMENS RDG160 T / RDG160 KN

TRAFO 15W, 60W, 120W, 240W, 480W

Installation

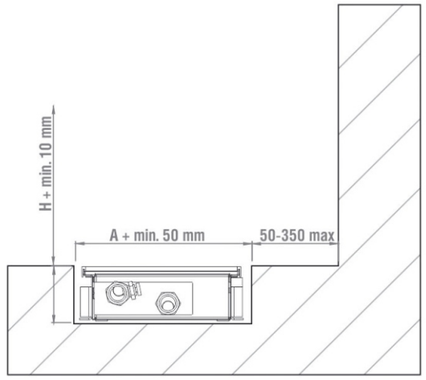

- Select the correct model for the room type:
  FXX for standard dry interior or FWX for wet/humid interior.
- Ensure there is sufficient space for the trench heater unit - consider wall space, slopes, windows as well as floor thickness.
- The height of the floor trench should be at least 10mm greater than the heater unit depth.
- The width of the floor trench should be at least 50mm greater than the heater unit width.
- Ensure there is sufficient space for water pipe connection and concrete directly to the edge of the heater unit.

230V/24V DC Hitte Output Control pg.42
Pressure Drop pgs.48-53
Acoustic noise pg.54

FXX 105

FAN-ASSISTED TRENCH HEATING

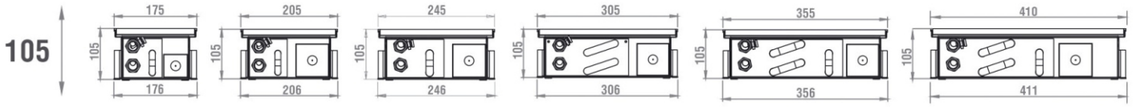

L 800 900 1000 1100 1200 1300 1400 1500 1600 1700 1800 1900 2000 2100 2200 2300 2400 2500 2600 2700 2800 2900 3000

FXX 105 Specifications

Fan-assisted Trench Heating for standard dry environments

Description:

— for dry interiors: offices, apartments, private houses, car dealerships, rooms with panoramic windows;
— high thermal output.

Heat exchanger water connection: inner threat G 1/2

Stainless steel trough for dry interiors: AISI 304

Trough material thickness: 1 mm

Water temperature: 38 - 110 °C

Maximum working pressure: 16 bar

FWX 105 Specifications

Fan-assisted Trench Heating for wet/humid environments

Description:

— for wet interiors: pools, bathrooms, winter gardens, saunas;
— high thermal output;
— could be combined with the other heating elements of heating systems.

Water/moisture drainage connection: ∅18 мм

Heat exchanger water connections: 1/2" inner thread

Stainless steel trough for wet/humid interiors: AISI 316

Trough material thickness: 1 mm

Water temperature: 38 - 110 °C

Maximum working pressure: 16 bar

FCX 105 Specifications

Fan-assisted Trench Heating for heating OR cooling

Description:

— for all types of buildings: residential, office, commercial, etc;
— a trench FCX convector with a fan for heating, and also to make a cold screen in the summertime;
— easy room temperature control by a thermostat RDG160;
— the low 24V supply voltage provides the safety.

Heat exchanger water connection: inner threat G 1/2

Stainless steel trough for dry interiors: AISI 316

Trough material thickness: 1 mm

Water temperature : 38 - 110 °C

Maximum working pressure: 16 bar

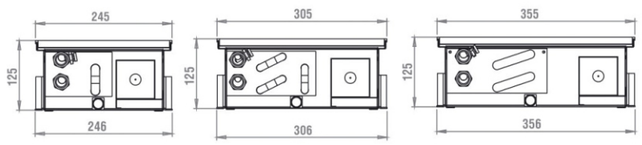

1. Installation of the convector when fan position on a room side.

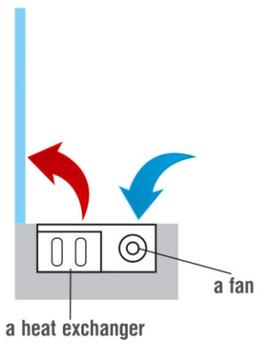

2. Installation of the convector when fan position on a window side.

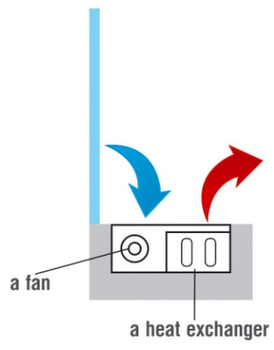

H 105 Thermal Output Table

width	t water	fan speed	800	900	1000	1100	1200	1300	1400	1500	1600	1700	1800	1900	2000	2100	2200	2300	2400	2500	2600	2700	2800	2900	3000
	consumption W		2,4	2,4	2,9	2,9	4,4	4,4	4,4	5,3	5,3	5,3	5,8	5,8	4,8	7,7	7,7	8,2	8,2	9,7	8,6	10,2	10,2	10,6	10,6
105/175	95/85/20	20%	158	191	223	256	289	321	354	387	419	452	484	517	550	582	615	647	680	713	745	778	811	843	876
		70%	616	743	870	997	1124	1251	1378	1505	1632	1759	1886	2013	2140	2267	2395	2522	2649	2776	2903	3030	3157	3284	3411
		100%	791	954	1117	1280	1443	1606	1769	1933	2096	2259	2422	2585	2748	2911	3074	3237	3400	3563	3726	3889	4053	4216	4379
	75/65/20	20%	111	134	157	179	202	225	248	271	294	317	339	362	385	408	431	454	477	500	522	545	568	591	614
		70%	432	521	610	699	788	877	966	1055	1144	1233	1322	1411	1500	1589	1678	1767	1856	1946	2035	2124	2213	2302	2391
		100%	554	669	783	897	1012	1126	1240	1355	1469	1583	1697	1812	1926	2040	2155	2269	2383	2498	2612	2726	2841	2955	3069
	50/40/20	20%	53	64	75	86	97	108	119	130	141	152	163	174	185	196	207	218	229	240	251	262	273	284	295
		70%	208	251	293	336	379	422	465	507	550	593	636	679	722	764	807	850	893	936	978	1021	1064	1107	1150
		100%	267	322	377	432	487	541	596	651	706	761	816	871	926	981	1036	1091	1146	1201	1256	1311	1366	1421	1476
	consumption W		8,8	8,8	8,8	9,6	9,6	9,6	12,8	14	11,6	11,6	18,4	18,4	19,2	19,2	19,2	20	20	21,2	21,2	21,2	28,8	28,8	23,2
105/205	95/85/20	20%	214	258	302	346	391	435	479	523	567	611	655	699	744	788	832	876	920	964	1008	1052	1097	1141	1185
		70%	833	1005	1177	1349	1521	1693	1865	2036	2208	2380	2552	2724	2896	3068	3239	3411	3583	3755	3927	4099	4271	4442	4614
		100%	1070	1291	1511	1732	1953	2173	2394	2614	2835	3056	3276	3497	3718	3938	4159	4379	4600	4821	5041	5262	5483	5703	5924
	75/65/20	20%	148	179	210	240	271	302	332	363	393	424	455	485	516	546	577	608	638	669	700	730	761	791	822
		70%	578	698	817	936	1055	1174	1294	1413	1532	1651	1771	1890	2009	2128	2248	2367	2486	2605	2724	2844	2963	3082	3201
		100%	742	895	1049	1202	1355	1508	1661	1814	1967	2120	2273	2426	2579	2732	2885	3038	3192	3345	3498	3651	3804	3957	4110
	50/40/20	20%	70	84	99	113	128	142	156	171	185	200	214	228	243	257	272	286	301	315	329	344	358	373	387
		70%	272	328	385	441	497	553	609	665	721	778	834	890	946	1002	1058	1115	1171	1227	1283	1339	1395	1451	1508
		100%	350	422	494	566	638	710	782	854	926	998	1070	1142	1215	1287	1359	1431	1503	1575	1647	1719	1791	1863	1935
105/245	95/85/20	20%	243	293	343	393	444	494	544	594	644	694	744	795	845	895	945	995	1045	1095	1145	1196	1246	1296	1346
		70%	1074	1295	1517	1738	1960	2181	2402	2624	2845	3067	3288	3510	3731	3952	4174	4395	4617	4838	5060	5281	5502	5724	5945
		100%	1216	1466	1717	1967	2218	2469	2719	2970	3221	3471	3722	3973	4223	4474	4724	4975	5226	5476	5727	5978	6228	6479	6729
	75/65/20	20%	166	200	234	268	302	337	371	405	439	473	507	542	576	610	644	678	712	747	781	815	849	883	917
		70%	732	883	1034	1185	1336	1487	1638	1789	1940	2091	2241	2392	2543	2694	2845	2996	3147	3298	3449	3600	3751	3902	4053
		100%	829	999	1170	1341	1512	1683	1854	2025	2195	2366	2537	2708	2879	3050	3221	3391	3562	3733	3904	4075	4246	4416	4587
	50/40/20	20%	75	91	106	122	137	153	168	184	199	215	230	246	261	277	292	308	324	339	355	370	386	401	417
		70%	332	401	470	538	607	675	744	812	881	949	1018	1086	1155	1223	1292	1361	1429	1498	1566	1635	1703	1772	1840
		100%	376	454	531	609	687	764	842	919	997	1075	1152	1230	1307	1385	1462	1540	1618	1695	1773	1850	1928	2006	2083
105/305	95/85/20	20%	338	408	478	548	618	687	757	827	897	966	1036	1106	1176	1246	1315	1385	1455	1525	1595	1664	1734	1804	1874
		70%	1447	1745	2043	2342	2640	2938	3237	3535	3833	4131	4430	4728	5026	5325	5623	5921	6219	6518	6816	7114	7413	7711	8009
		100%	1692	2041	2390	2739	3088	3437	3786	4135	4484	4832	5181	5530	5879	6228	6577	6926	7275	7624	7973	8322	8670	9019	9368
	75/65/20	20%	241	291	341	391	440	490	540	590	639	689	739	789	838	888	938	988	1037	1087	1137	1187	1237	1286	1336
		70%	1032	1244	1457	1670	1882	2095	2308	2521	2733	2946	3159	3371	3584	3797	4009	4222	4435	4648	4860	5073	5286	5498	5711
		100%	1207	1455	1704	1953	2202	2451	2699	2948	3197	3446	3695	3943	4192	4441	4690	4939	5187	5436	5685	5934	6183	6431	6680
	50/40/20	20%	120	145	170	195	219	244	269	294	319	343	368	393	418	443	467	492	517	542	566	591	616	641	666
		70%	514	620	726	832	938	1044	1150	1256	1362	1468	1574	1680	1786	1892	1998	2104	2210	2316	2422	2528	2634	2739	2845
		100%	601	725	849	973	1097	1221	1345	1469	1593	1717	1841	1965	2089	2213	2337	2461	2585	2708	2832	2956	3080	3204	3328
105/355	95/85/20	20%	374	451	528	605	682	759	836	913	990	1067	1144	1221	1298	1375	1452	1529	1607	1684	1761	1838	1915	1992	2069
		70%	1603	1933	2264	2594	2925	3255	3586	3916	4247	4577	4908	5238	5569	5899	6230	6560	6891	7221	7552	7882	8213	8543	8874
		100%	1869	2254	2639	3024	3410	3795	4180	4565	4951	5336	5721	6106	6492	6877	7262	7647	8033	8418	8803	9188	9574	9959	10344
	75/65/20	20%	264	319	373	427	482	536	591	645	700	754	809	863	918	972	1026	1081	1135	1190	1244	1299	1353	1408	1462
		70%	1133	1366	1600	1833	2067	2301	2534	2768	3001	3235	3468	3702	3935	4169	4403	4636	4870	5103	5337	5570	5804	6037	6271
		100%	1320	1593	1865	2137	2409	2682	2954	3226	3499	3771	4043	4315	4588	4860	5132	5404	5677	5949	6221	6493	6766	7038	7310
	50/40/20	20%	129	156	182	209	236	262	289	316	342	369	395	422	449	475	502	529	555	582	609	635	662	688	715
		70%	554	668	782	897	1011	1125	1239	1354	1468	1582	1696	1811	1925	2039	2153	2268	2382	2496	2610	2724	2839	2953	3067
		100%	646	779	912	1045	1178	1312	1445	1578	1711	1844	1977	2111	2244	2377	2510	2643	2776	2910	3043	3176	3309	3442	3575
105/410	95/85/20	20%	437	527	618	708	798	888	978	1068	1159	1249	1339	1429	1519	1609	1700	1790	1880	1970	2060	2150	2241	2331	2421
		70%	1876	2262	2649	3036	3423	3809	4196	4583	4970	5356	5743	6130	6516	6903	7290	7677	8063	8450	8837	9224	9610	9997	10384
		100%	2186	2637	3088	3539	3990	4441	4891	5342	5793	6244	6695	7145	7596	8047	8498	8949	9399	9850	10301	10752	11203	11654	12104
	75/65/20	20%	308	371	435	498	562	625	689	752	816	879	943	1006	1069	1133	1196	1260	1323	1387	1450	1514	1577	1641	1704
		70%	1320	1593	1865	2137	2409	2682	2954	3226	3498	3771	4043	4315	4587	4860	5132	5404	5676	5949	6221	6493	6765	7037	7310
		100%	1539	1857	2174	2491	2809	3126	3443	3761	4078	4395	4713	5030	5347	5665	5982	6299	6617	6934	7252	7569	7886	8204	8521
	50/40/20	20%	149	180	211	242	273	303	334	365	396	427	457	488	519	550	581	611	642	673	704	735	765	796	827
		70%	641	773	905	1037	1169	1301	1433	1565	1697	1830	1962	2094	2226	2358	2490	2622	2754	2886	3018	3151	3283	3415	3547
		100%	747	901	1055	1209	1363	1517	1671	1825	1979	2133	2287	2441	2595	2749	2903	3057	3211	3365	3519	3673	3827	3981	4134

H 105 Cooling Output Table

width	t water	fan speed	800	900	1000	1100	1200	1300	1400	1500	1600	1700	1800	1900	2000	2100	2200	2300	2400	2500	2600	2700	2800	2900	3000
	consumption W		8,8	8,8	8,8	9,6	9,6	9,6	12,8	14	11,6	11,6	18,4	18,4	19,2	19,2	19,2	20	20	21,2	21,2	21,2	28,8	28,8	23,2
105/245	07/11/24	70%	350	413	477	540	604	668	731	795	858	922	985	1049	1113	1176	1240	1303	1367	1430	1494	1558	1621	1685	1748
		100%	388	459	529	600	670	741	811	882	952	1023	1094	1164	1235	1305	1376	1446	1517	1587	1658	1728	1799	1870	1940
	07/11/27	70%	409	484	558	633	707	782	856	931	1005	1080	1154	1228	1303	1377	1452	1526	1601	1675	1750	1824	1899	1973	2047
		100%	454	537	620	702	785	868	950	1033	1115	1198	1281	1363	1446	1529	1611	1694	1776	1859	1942	2024	2107	2190	2272
105/305	07/11/24	70%	524	620	715	811	906	1001	1097	1192	1287	1383	1478	1573	1669	1764	1860	1955	2050	2146	2241	2336	2432	2527	2622
		100%	582	688	794	900	1005	1111	1217	1323	1429	1534	1640	1746	1852	1958	2064	2169	2275	2381	2487	2593	2699	2804	2910
	07/11/27	70%	614	726	838	949	1061	1173	1284	1396	1508	1619	1731	1843	1954	2066	2178	2289	2401	2513	2625	2736	2848	2960	3071
		100%	682	806	930	1053	1177	1301	1425	1549	1673	1797	1921	2045	2169	2293	2417	2541	2665	2789	2913	3036	3160	3284	3408
105/355	07/11/24	70%	635	750	865	981	1096	1212	1327	1442	1558	1673	1788	1904	2019	2135	2250	2365	2481	2596	2712	2827	2942	3058	3173
		100%	704	832	960	1088	1216	1345	1473	1601	1729	1857	1985	2113	2241	2369	2497	2625	2753	2881	3009	3137	3265	3393	3521
	07/11/27	70%	743	878	1014	1149	1284	1419	1554	1689	1824	1959	2095	2230	2365	2500	2635	2770	2905	3041	3176	3311	3446	3581	3716
		100%	825	975	1125	1275	1425	1575	1725	1875	2025	2174	2324	2474	2624	2774	2924	3074	3224	3374	3524	3674	3824	3974	4124

Attention! Due to the continuous development of products, the manufacturer reserves the right to make additional changes without prior notice.

FXX 080 Drawings

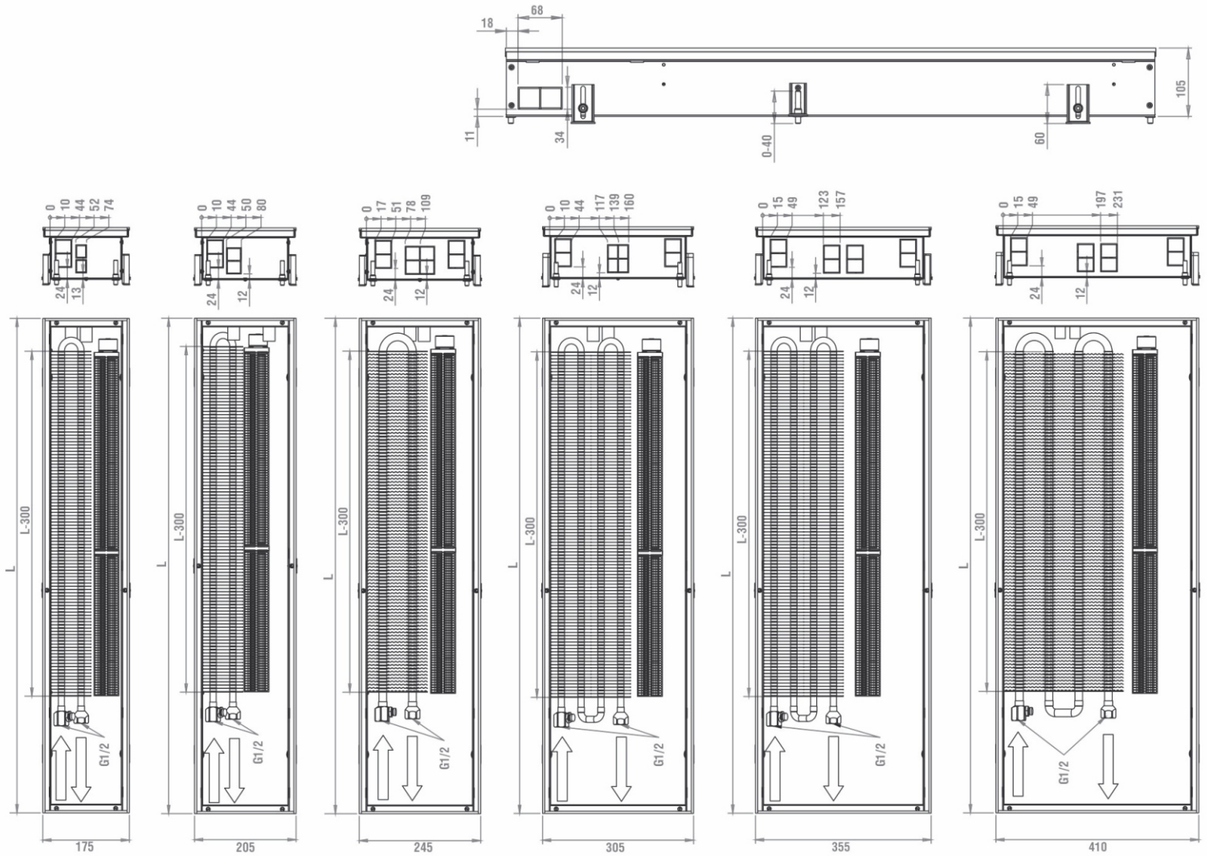

Standard Trough Material Options



Knock-outs for water pipe connections at multiple locations to suit project preferences.



Suitable for standard dry environments only.

GSX 105 Grille Options

Available Grille colours in the Hitte standard range.
Non-standard colours available on request at additional cost (RAL system).

MATT ALUMINUM

OAK

DARK BRONZE

BEECH

LIGHT BRONZE

ASH TREE

BLACK

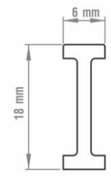

Standard Grille

FWX 105 Drawings

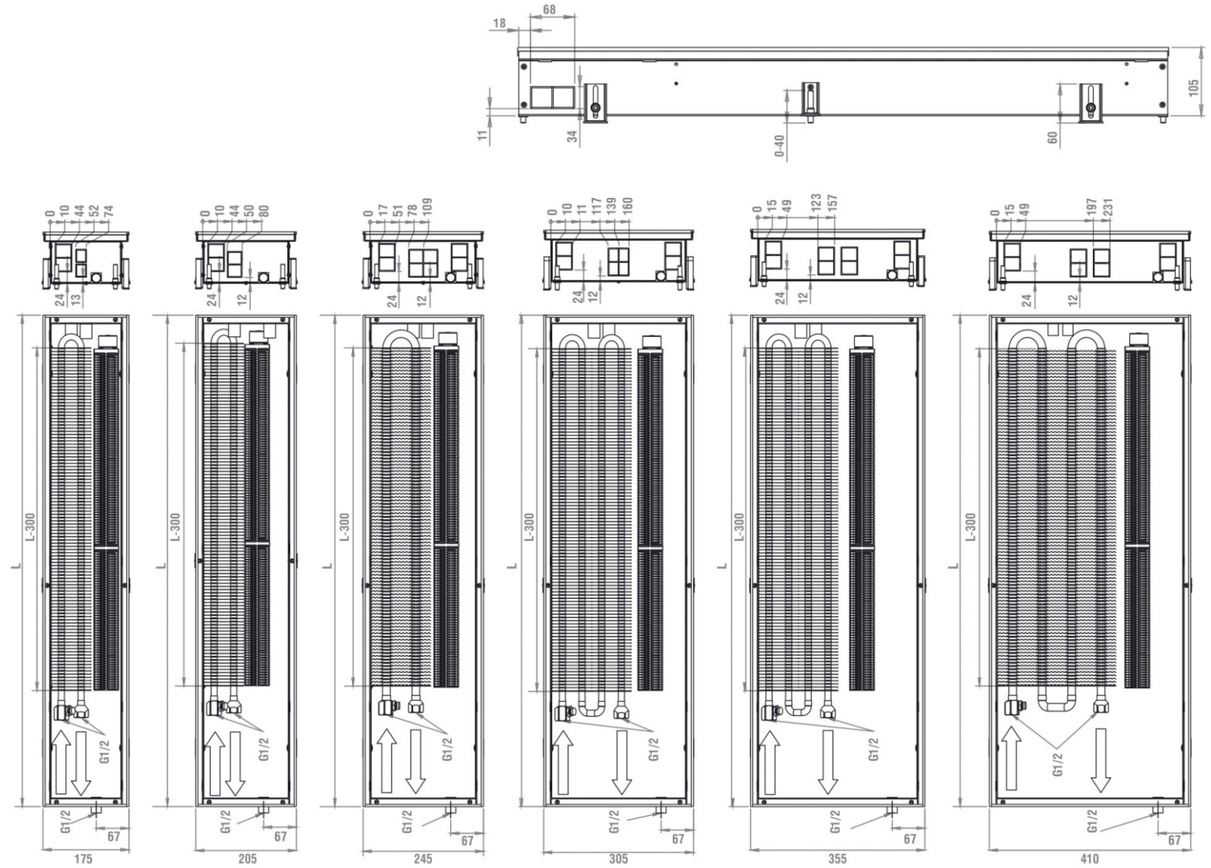

Accessories

FLEXIBLE STEEL HOSES HITTE, 1/2"

BALL VALVE ARCO 1/2"

THERMOSTATIC VALVES ARCO 1/2"

ROOM THERMOSTAT SIEMENS RDG160 T / RDG160 KN

RETURN VALVE ARCO 1/2"

TRAFO 15W, 60W, 120W, 240W, 480W

ELECTRIC ACTUATOR SIEMENS STA 73 AC/DC 24 NC

Installation

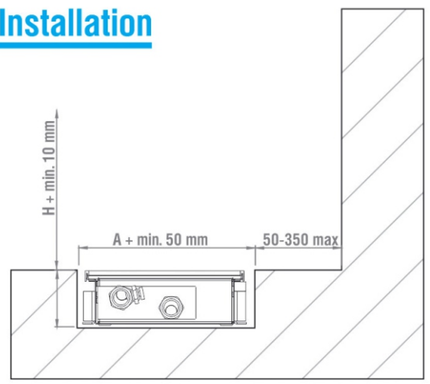

- Select the correct model for the room type: FXX for standard dry interior or FWX for wet/humid interior.
- Ensure there is sufficient space for the trench heater unit - consider wall space, slopes, windows as well as floor thickness.
- The height of the floor trench should be at least 10mm greater than the heater unit depth.
- The width of the floor trench should be at least 50mm greater than the heater unit width.
- Ensure there is sufficient space for water pipe connection and concrete directly to the edge of the heater unit.

230V/24V DC Hitte Output Control pg.42
Pressure Drop pgs.48-53
Acoustic noise pg.54

FXX 125

FAN-ASSISTED TRENCH HEATING

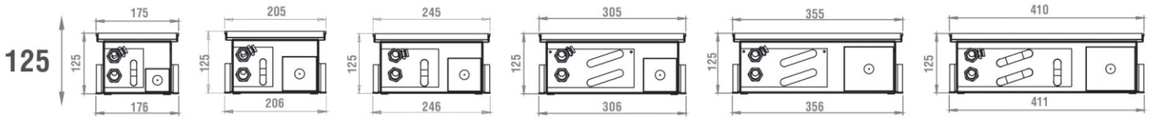

L 800 900 1000 1100 1200 1300 1400 1500 1600 1700 1800 1900 2000 2100 2200 2300 2400 2500 2600 2700 2800 2900 3000

FXX 125 Specifications

Fan-assisted Trench Heating for standard dry environments

Description:

— for dry interiors: offices, apartments, private houses, car dealerships, rooms with panoramic windows;
— high thermal output.

Heat exchanger water connection: inner threat G 1/2

Stainless steel trough for dry interiors: AISI 304

Trough material thickness: 1 mm

Water temperature: 38 - 110 °C

Maximum working pressure: 16 bar

FWX 125 Specifications

Fan-assisted Trench Heating for wet/humid environments

Description:

— for wet interiors: pools, bathrooms, winter gardens, saunas;
— high thermal output;
— could be combined with the other heating elements of heating systems.

Water/moisture drainage connection: ∅18 мм

Heat exchanger water connections: 1/2" inner thread

Stainless steel trough for wet/humid interiors: AISI 316

Trough material thickness: 1 mm

Water temperature: 38 - 110 °C

Maximum working pressure: 16 bar

FCX 125 Specifications

Fan-assisted Trench Heating for heating OR cooling

Description:

— for all types of buildings: residential, office, commercial, etc;
— a trench FCX convector with a fan for heating, and also to make a cold screen in the summertime;
— easy room temperature control by a thermostat RDG160;
— the low 24V supply voltage provides the safety.

Heat exchanger water connection: inner threat G 1/2

Stainless steel trough for dry interiors: AISI 316

Trough material thickness: 1 mm

Water temperature: 38 - 110 °C

Maximum working pressure: 16 bar

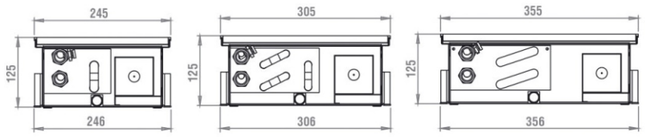

1. Installation of the convector when fan position on a room side.

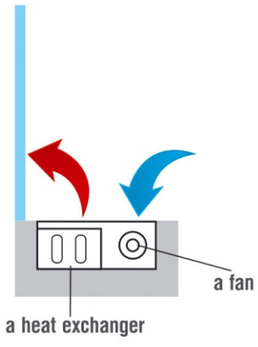

2. Installation of the convector when fan position on a window side.

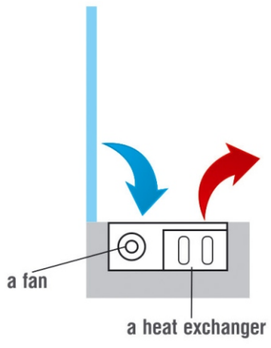

H 125 Thermal Output Table

width	t water	fan speed	800	900	1000	1100	1200	1300	1400	1500	1600	1700	1800	1900	2000	2100	2200	2300	2400	2500	2600	2700	2800	2900	3000
	consumption W		2,4	2,4	2,9	2,9	4,4	4,4	4,4	5,3	5,3	5,3	5,8	5,8	4,8	7,7	7,7	8,2	8,2	9,7	8,6	10,2	10,2	10,6	10,6
125/175	95/85/20	20%	188	227	266	305	344	382	421	460	499	538	577	615	654	693	732	771	809	848	887	926	965	1004	1042
		70%	755	911	1067	1223	1379	1534	1690	1846	2002	2157	2313	2469	2625	2781	2936	3092	3248	3404	3559	3715	3871	4027	4182
		100%	942	1136	1330	1524	1718	1912	2106	2300	2494	2689	2883	3077	3271	3465	3659	3853	4047	4242	4436	4630	4824	5018	5212
	75/65/20	20%	129	156	182	209	236	262	289	316	342	369	396	422	449	475	502	529	555	582	609	635	662	689	715
		70%	518	625	732	839	946	1053	1160	1266	1373	1480	1587	1694	1801	1908	2015	2121	2228	2335	2442	2549	2656	2763	2870
		100%	646	779	912	1046	1179	1312	1445	1578	1711	1845	1978	2111	2244	2377	2511	2644	2777	2910	3043	3176	3310	3443	3576
	50/40/20	20%	59	72	84	96	108	121	133	145	158	170	182	194	207	219	231	243	256	268	280	292	305	317	329
		70%	239	288	337	386	435	484	534	583	632	681	730	780	829	878	927	976	1025	1075	1124	1173	1222	1271	1321
		100%	297	359	420	481	542	604	665	726	788	849	910	971	1033	1094	1155	1217	1278	1339	1400	1462	1523	1584	1646
	consumption W		8,8	8,8	8,8	9,6	9,6	9,6	12,8	14	11,6	11,6	18,4	18,4	19,2	19,2	19,2	20	20	21,2	21,2	21,2	28,8	28,8	23,2
125/205	95/85/20	20%	239	288	338	387	436	486	535	584	633	683	732	781	831	880	929	978	1028	1077	1126	1176	1225	1274	1323
		70%	980	1182	1384	1586	1788	1990	2192	2394	2596	2797	2999	3201	3403	3605	3807	4009	4211	4413	4615	4817	5019	5221	5423
		100%	1195	1442	1688	1935	2181	2428	2674	2921	3167	3413	3660	3906	4153	4399	4646	4892	5139	5385	5632	5878	6124	6371	6617
	75/65/20	20%	164	198	231	265	299	333	367	400	434	468	502	536	569	603	637	671	705	738	772	806	840	874	907
		70%	672	810	949	1087	1226	1364	1502	1641	1779	1918	2056	2195	2333	2472	2610	2749	2887	3026	3164	3303	3441	3580	3718
		100%	819	988	1157	1326	1495	1664	1833	2002	2171	2340	2509	2678	2847	3016	3185	3354	3523	3692	3861	4030	4199	4368	4537
	50/40/20	20%	75	91	106	122	137	153	168	184	200	215	231	246	262	277	293	308	324	339	355	370	386	401	417
		70%	309	372	436	499	563	627	690	754	818	881	945	1009	1072	1136	1199	1263	1327	1390	1454	1518	1581	1645	1708
		100%	377	454	532	609	687	765	842	920	998	1075	1153	1231	1308	1386	1463	1541	1619	1696	1774	1852	1929	2007	2085
125/245	95/85/20	20%	358	431	505	579	652	726	800	874	947	1021	1095	1168	1242	1316	1390	1463	1537	1611	1684	1758	1832	1906	1979
		70%	1505	1816	2126	2437	2747	3057	3368	3678	3989	4299	4609	4920	5230	5540	5851	6161	6472	6782	7092	7403	7713	8024	8334
		100%	1788	2156	2525	2893	3262	3631	3999	4368	4736	5105	5474	5842	6211	6579	6948	7317	7685	8054	8422	8791	9159	9528	9897
	75/65/20	20%	238	287	336	386	435	484	533	582	631	680	729	779	828	877	926	975	1024	1073	1122	1172	1221	1270	1319
		70%	1003	1210	1417	1624	1830	2037	2244	2451	2658	2865	3071	3278	3485	3692	3899	4106	4312	4519	4726	4933	5140	5346	5553
		100%	1191	1437	1682	1928	2174	2419	2665	2910	3156	3402	3647	3893	4138	4384	4630	4875	5121	5366	5612	5858	6103	6349	6595
	50/40/20	20%	103	125	146	167	188	210	231	252	274	295	316	337	359	380	401	423	444	465	486	508	529	550	572
		70%	435	524	614	704	793	883	972	1062	1152	1241	1331	1421	1510	1600	1689	1779	1869	1958	2048	2137	2227	2317	2406
		100%	516	623	729	835	942	1048	1155	1261	1368	1474	1580	1687	1793	1900	2006	2113	2219	2325	2432	2538	2645	2751	2858
125/305	95/85/20	20%	384	463	542	621	701	780	859	938	1017	1096	1176	1255	1334	1413	1492	1571	1650	1730	1809	1888	1967	2046	2125
		70%	1563	1885	2207	2529	2852	3174	3496	3818	4141	4463	4785	5107	5430	5752	6074	6396	6718	7041	7363	7685	8007	8330	8652
		100%	1920	2315	2711	3107	3503	3899	4294	4690	5086	5482	5878	6273	6669	7065	7461	7857	8252	8648	9044	9440	9836	10231	10627
	75/65/20	20%	276	333	390	447	504	561	618	675	732	789	846	903	960	1017	1074	1132	1189	1246	1303	1360	1417	1474	1531
		70%	1125	1357	1589	1821	2054	2286	2518	2750	2982	3214	3446	3678	3910	4142	4374	4606	4838	5070	5302	5534	5766	5998	6230
		100%	1382	1667	1952	2237	2522	2807	3092	3377	3662	3947	4232	4517	4802	5087	5372	5658	5943	6228	6513	6798	7083	7368	7653
	50/40/20	20%	141	170	199	228	256	285	314	343	372	401	430	459	488	517	546	575	604	633	662	691	720	749	778
		70%	572	690	808	926	1044	1162	1280	1398	1516	1634	1752	1870	1988	2106	2224	2342	2460	2578	2696	2814	2932	3050	3168
		100%	703	848	993	1138	1282	1427	1572	1717	1862	2007	2152	2297	2442	2587	2731	2876	3021	3166	3311	3456	3601	3746	3891
125/355	95/85/20	20%	485	585	685	785	885	985	1085	1185	1285	1385	1485	1585	1685	1785	1885	1985	2085	2185	2285	2385	2485	2585	2685
		70%	1975	2382	2789	3196	3603	4010	4417	4824	5231	5639	6046	6453	6860	7267	7674	8081	8488	8896	9303	9710	10117	10524	10931
		100%	2425	2925	3425	3926	4426	4926	5426	5926	6426	6926	7426	7926	8426	8926	9426	9926	10426	10927	11427	11927	12427	12927	13427
	75/65/20	20%	338	408	478	548	618	687	757	827	897	966	1036	1106	1176	1246	1315	1385	1455	1525	1594	1664	1734	1804	1874
		70%	1378	1662	1946	2230	2514	2798	3082	3366	3650	3934	4218	4502	4786	5070	5354	5638	5922	6206	6490	6774	7058	7342	7626
		100%	1692	2041	2390	2739	3088	3437	3785	4134	4483	4832	5181	5530	5879	6228	6577	6925	7274	7623	7972	8321	8670	9019	9368
	50/40/20	20%	161	194	228	261	294	327	361	394	427	460	494	527	560	593	627	660	693	726	760	793	826	859	892
		70%	656	792	927	1062	1197	1333	1468	1603	1739	1874	2009	2145	2280	2415	2550	2686	2821	2956	3092	3227	3362	3498	3633
		100%	806	972	1138	1305	1471	1637	1803	1969	2136	2302	2468	2634	2800	2967	3133	3299	3465	3631	3798	3964	4130	4296	4462
125/410	95/85/20	20%	588	709	830	952	1073	1194	1315	1436	1558	1679	1800	1921	2042	2164	2285	2406	2527	2648	2770	2891	3012	3133	3255
		70%	2443	2947	3451	3955	4459	4962	5466	5970	6474	6978	7481	7985	8489	8993	9496	10000	10504	11008	11512	12015	12519	13023	13527
		100%	2939	3545	4151	4758	5364	5970	6576	7182	7788	8394	9000	9606	10212	10818	11424	12030	12636	13242	13848	14454	15060	15666	16273
	75/65/20	20%	411	496	581	666	750	835	920	1005	1089	1174	1259	1344	1429	1513	1598	1683	1768	1853	1937	2022	2107	2192	2276
		70%	1709	2061	2414	2766	3119	3471	3823	4176	4528	4881	5233	5585	5938	6290	6642	6995	7347	7700	8052	8404	8757	9109	9462
		100%	2056	2480	2904	3328	3752	4176	4599	5023	5447	5871	6295	6719	7143	7567	7991	8415	8839	9263	9686	10110	10534	10958	11382
	50/40/20	20%	197	238	278	319	359	400	441	481	522	562	603	644	684	725	765	806	847	887	928	968	1009	1050	1090
		70%	818	987	1156	1325	1493	1662	1831	2000	2168	2337	2506	2675	2843	3012	3181	3350	3518	3687	3856	4025	4193	4362	4531
		100%	985	1188	1391	1594	1797	2000	2203	2406	2609	2812	3015	3218	3421	3624	3827	4030	4233	4436	4639	4842	5045	5248	5451

H 125 Cooling Output Table

width	t water	fan speed	800	900	1000	1100	1200	1300	1400	1500	1600	1700	1800	1900	2000	2100	2200	2300	2400	2500	2600	2700	2800	2900	3000
	consumption W		8,8	8,8	8,8	9,6	9,6	9,6	12,8	14	11,6	11,6	18,4	18,4	19,2	19,2	19,2	20	20	21,2	21,2	21,2	28,8	28,8	23,2
125/245	07/11/24	70%	350	413	477	540	604	668	731	795	858	922	985	1049	1113	1176	1240	1303	1367	1430	1494	1558	1621	1685	1748
		100%	388	459	529	600	670	741	811	882	952	1023	1094	1164	1235	1305	1376	1446	1517	1587	1658	1728	1799	1870	1940
	07/11/27	70%	409	484	558	633	707	782	856	931	1005	1080	1154	1228	1303	1377	1452	1526	1601	1675	1750	1824	1899	1973	2047
		100%	454	537	620	702	785	868	950	1033	1115	1198	1281	1363	1446	1529	1611	1694	1776	1859	1942	2024	2107	2190	2272
125/305	07/11/24	70%	524	620	715	811	906	1001	1097	1192	1287	1383	1478	1573	1669	1764	1860	1955	2050	2146	2241	2336	2432	2527	2622
		100%	582	688	794	900	1005	1111	1217	1323	1429	1534	1640	1746	1852	1958	2064	2169	2275	2381	2487	2593	2699	2804	2910
	07/11/27	70%	614	726	838	949	1061	1173	1284	1396	1508	1619	1731	1843	1954	2066	2178	2289	2401	2513	2625	2736	2848	2960	3071
		100%	682	806	930	1053	1177	1301	1425	1549	1673	1797	1921	2045	2169	2293	2417	2541	2665	2789	2913	3036	3160	3284	3408
125/355	07/11/24	70%	635	750	865	981	1096	1212	1327	1442	1558	1673	1788	1904	2019	2135	2250	2365	2481	2596	2712	2827	2942	3058	3173
		100%	704	832	960	1088	1216	1345	1473	1601	1729	1857	1985	2113	2241	2369	2497	2625	2753	2881	3009	3137	3265	3393	3521
	07/11/27	70%	743	878	1014	1149	1284	1419	1554	1689	1824	1959	2095	2230	2365	2500	2635	2770	2905	3041	3176	3311	3446	3581	3716
		100%	825	975	1125	1275	1425	1575	1725	1875	2025	2174	2324	2474	2624	2774	2924	3074	3224	3374	3524	3674	3824	3974	4124
125/410	07/11/24	70%	711	840	969	1098	1228	1357	1486	1615	1745	1874	2003	2132	2262	2391	2520	2649	2778	2908	3037	3166	3295	3425	3554
		100%	789	932	1076	1219	1362	1506	1649	1793	1936	2079	2223	2366	2510	2653	2797	2940	3083	3227	3370	3514	3657	3800	3944
	07/11/27	70%	832	984	1135	1286	1438	1589	1741	1892	2043	2195	2346	2497	2649	2800	2951	3103	3254	3405	3557	3708	3859	4011	4162
		100%	924	1092	1260	1428	1596	1764	1932	2100	2267	2435	2603	2771	2939	3107	3275	3443	3611	3779	3947	4115	4283	4451	4619

Attention! Due to the continuous development of products, the manufacturer reserves the right to make additional changes without prior notice.

FXX 125 Drawings

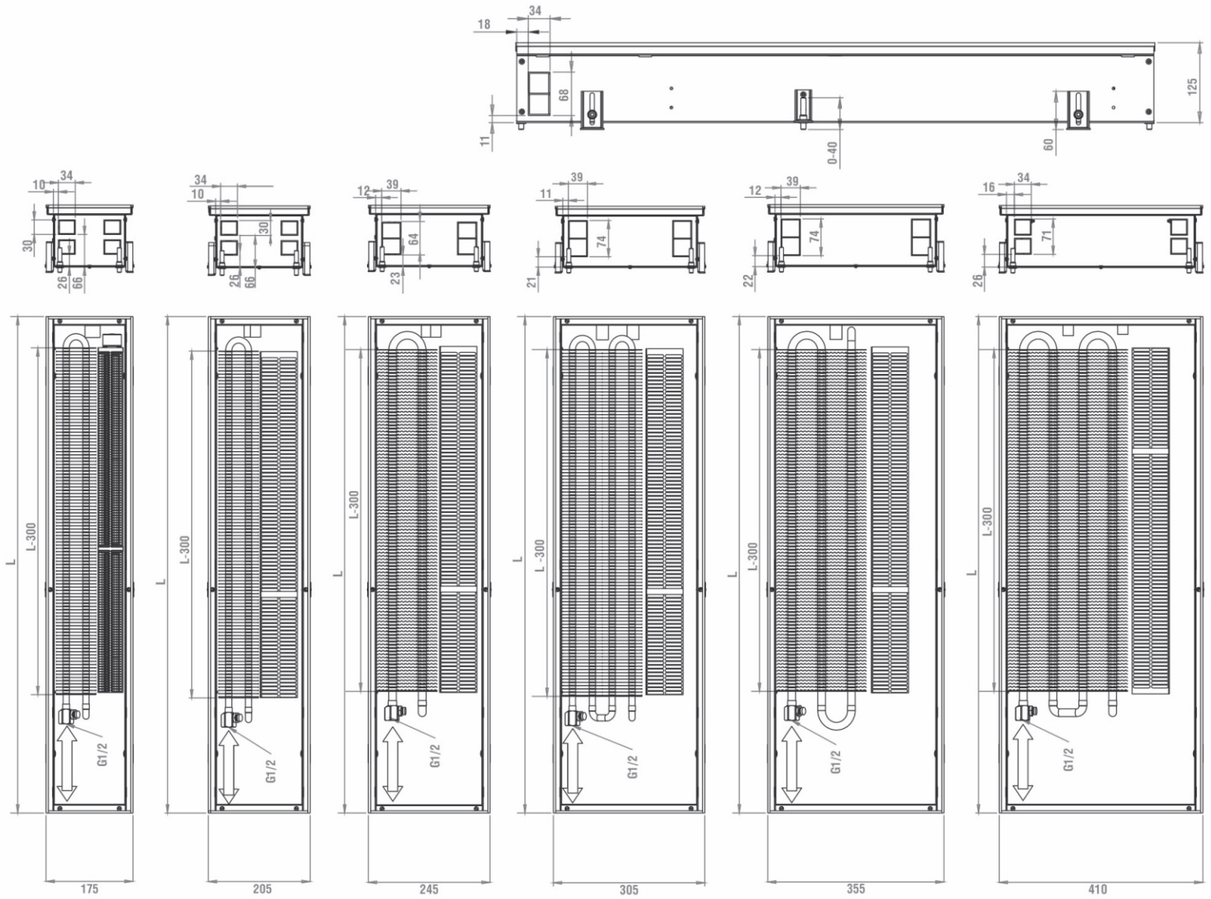

Standard Trough Material Options



Knock-outs for water pipe connections at multiple locations to suit project preferences.

Suitable for standard dry environments only.

GSX 125 Grille Options

Available Grille colours in the Hitte standard range.
Non-standard colours available on request at additional cost (RAL system).

MATT ALUMINUM

OAK

DARK BRONZE

BEECH

LIGHT BRONZE

ASH TREE

BLACK

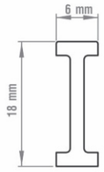

Standard Grille

FWX 125 Drawings

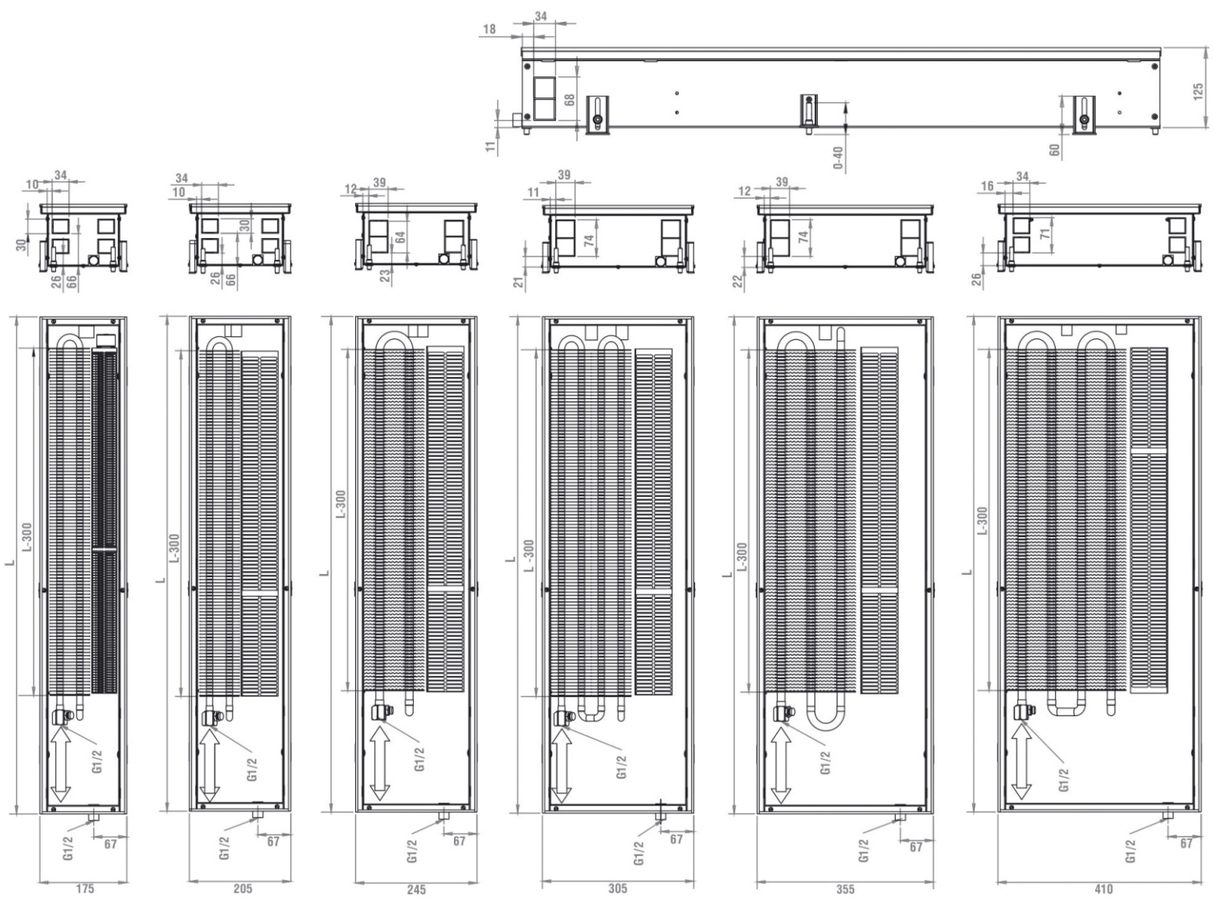

Accessories

FLEXIBLE STEEL HOSES HITTE, 1/2"

BALL VALVE ARCO 1/2"

THERMOSTATIC VALVES ARCO 1/2"

ROOM THERMOSTAT SIEMENS RDG160 T / RDG160 KN

RETURN VALVE ARCO 1/2"

TRAFO 15W, 60W, 120W, 240W, 480W

ELECTRIC ACTUATOR SIEMENS STA 73 AC/DC 24 NC

Installation

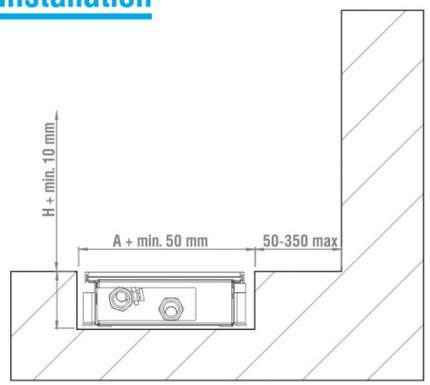

- Select the correct model for the room type: FXX for standard dry interior or FWX for wet/humid interior.
- Ensure there is sufficient space for the trench heater unit - consider wall space, slopes, windows as well as floor thickness.
- The height of the floor trench should be at least 10mm greater than the heater unit depth.
- The width of the floor trench should be at least 50mm greater than the heater unit width.
- Ensure there is sufficient space for water pipe connection and concrete directly to the edge of the heater unit.

230V/24V DC Hitte Output Control pg.42
Pressure Drop pgs.48-53
Acoustic noise pg.54

FXX 165

FAN-ASSISTED TRENCH HEATING

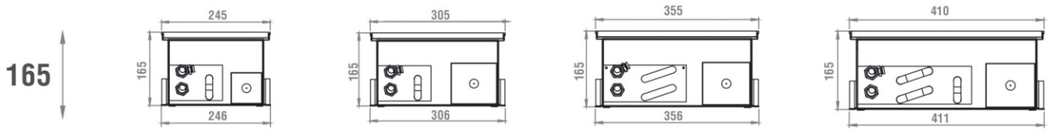

L 800 900 1000 1100 1200 1300 1400 1500 1600 1700 1800 1900 2000 2100 2200 2300 2400 2500 2600 2700 2800 2900 3000

FXX 165 Specifications

Fan-assisted Trench Heating for standard dry environments

Description:

— for dry interiors: offices, apartments, private houses, car dealerships, rooms with panoramic windows;
— high thermal output.

Heat exchanger water connection: inner threat G 1/2

Stainless steel trough for dry interiors: AISI 304

Trough material thickness: 1 mm

Water temperature: 38 - 110 °C

Maximum working pressure: 16 bar

FWX 165 Specifications

Fan-assisted Trench Heating for wet/humid environments

Description:

— for wet interiors: pools, bathrooms, winter gardens, saunas;
— high thermal output;
— could be combined with the other heating elements of heating systems.

Water/moisture drainage connection: ∅18 мм

Heat exchanger water connections: 1/2" inner thread

Stainless steel trough for wet/humid interiors: AISI 316

Trough material thickness: 1 mm

Water temperature: 38 - 110 °C

Maximum working pressure: 16 bar

FCX 165 Specifications

Fan-assisted Trench Heating for heating OR cooling

Description:

— for all types of buildings: residential, office, commercial, etc;
— a trench FCX convector with a fan for heating, and also to make a cold screen in the summertime;
— easy room temperature control by a thermostat RDG160;
— the low 24V supply voltage provides the safety.

Heat exchanger water connection: inner threat G 1/2

Stainless steel trough for dry interiors: AISI 316

Trough material thickness: 1 mm

Water temperature: 38 - 110 °C

Maximum working pressure: 16 bar

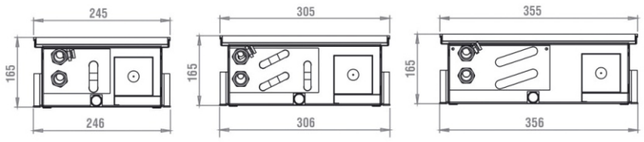

1. Installation of the convector when fan position on a room side.

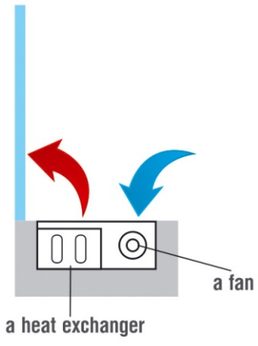

2. Installation of the convector when fan position on a window side.

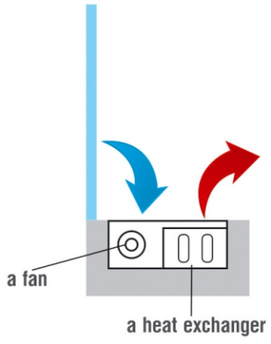

H 165 Thermal Output Table

width	t water	fan speed	800	900	1000	1100	1200	1300	1400	1500	1600	1700	1800	1900	2000	2100	2200	2300	2400	2500	2600	2700	2800	2900	3000
	consumption W		8,8	8,8	8,8	9,6	9,6	9,6	12,8	14	11,6	11,6	18,4	18,4	19,2	19,2	19,2	20	20	21,2	21,2	21,2	28,2	28,2	23,2
165/245	95/85/20	20%	376	454	531	609	687	764	842	919	997	1074	1152	1230	1307	1385	1462	1540	1617	1695	1773	1850	1928	2005	2083
		70%	1572	1896	2220	2544	2868	3192	3516	3840	4164	4488	4812	5136	5460	5785	6109	6433	6757	7081	7405	7729	8053	8377	8701
		100%	1881	2269	2657	3045	3433	3821	4209	4596	4984	5372	5760	6148	6536	6924	7312	7700	8087	8475	8863	9251	9639	10027	10415
	75/65/20	20%	250	302	353	405	456	508	560	611	663	714	766	817	869	921	972	1024	1075	1127	1178	1230	1282	1333	1385
		70%	1045	1260	1476	1691	1907	2122	2337	2553	2768	2984	3199	3415	3630	3846	4061	4276	4492	4707	4923	5138	5354	5569	5784
		100%	1251	1509	1766	2024	2282	2540	2798	3056	3314	3571	3829	4087	4345	4603	4861	5119	5376	5634	5892	6150	6408	6666	6924
	50/40/20	20%	108	130	152	175	197	219	241	264	286	308	330	353	375	397	419	441	464	486	508	530	553	575	597
		70%	451	544	636	729	822	915	1008	1101	1194	1287	1380	1473	1565	1658	1751	1844	1937	2030	2123	2216	2309	2402	2495
		100%	539	651	762	873	984	1095	1207	1318	1429	1540	1651	1763	1874	1985	2096	2207	2319	2430	2541	2652	2763	2875	2986
	consumption W		10,4	10,4	10,4	11,6	11,6	11,6	15,2	16,8	14	14	22	22	23,2	23,2	23,2	24	24	25,6	25,6	25,6	34,4	34,4	28
165/305	95/85/20	20%	439	530	620	711	802	892	983	1073	1164	1255	1345	1436	1526	1617	1707	1798	1889	1979	2070	2160	2251	2341	2432
		70%	1837	2215	2594	2973	3351	3730	4109	4487	4866	5245	5623	6002	6381	6759	7138	7517	7895	8274	8653	9031	9410	9789	10167
		100%	2197	2649	3102	3555	4008	4461	4914	5367	5820	6273	6725	7178	7631	8084	8537	8990	9443	9896	10349	10801	11254	11707	12160
	75/65/20	20%	315	380	445	510	575	639	704	769	834	899	964	1029	1094	1159	1224	1289	1354	1418	1483	1548	1613	1678	1743
		70%	1316	1588	1859	2130	2402	2673	2945	3216	3487	3759	4030	4302	4573	4844	5116	5387	5659	5930	6201	6473	6744	7016	7287
		100%	1574	1899	2223	2548	2873	3197	3522	3846	4171	4496	4820	5145	5469	5794	6119	6443	6768	7092	7417	7742	8066	8391	8715
	50/40/20	20%	159	191	224	257	289	322	355	387	420	453	485	518	551	583	616	649	682	714	747	780	812	845	878
		70%	663	799	936	1073	1209	1346	1483	1619	1756	1893	2029	2166	2303	2439	2576	2713	2849	2986	3122	3259	3396	3532	3669
		100%	793	956	1120	1283	1446	1610	1773	1937	2100	2264	2427	2590	2754	2917	3081	3244	3408	3571	3735	3898	4061	4225	4388
165/355	95/85/20	20%	492	594	695	797	899	1000	1102	1203	1305	1406	1508	1609	1711	1812	1914	2015	2117	2218	2320	2421	2523	2625	2726
		70%	2113	2548	2984	3419	3855	4290	4726	5162	5597	6033	6468	6904	7339	7775	8211	8646	9082	9517	9953	10388	10824	11260	11695
		100%	2462	2970	3477	3985	4493	5000	5508	6016	6523	7031	7538	8046	8554	9061	9569	10077	10584	11092	11600	12107	12615	13123	13630
	75/65/20	20%	349	420	492	564	636	708	780	852	924	995	1067	1139	1211	1283	1355	1427	1499	1570	1642	1714	1786	1858	1930
		70%	1496	1804	2112	2421	2729	3037	3346	3654	3962	4271	4579	4887	5196	5504	5812	6121	6429	6738	7046	7354	7663	7971	8279
		100%	1743	2102	2462	2821	3180	3540	3899	4259	4618	4977	5337	5696	6055	6415	6774	7134	7493	7852	8212	8571	8930	9290	9649
	50/40/20	20%	171	206	242	277	312	348	383	418	453	489	524	559	594	630	665	700	736	771	806	841	877	912	947
		70%	734	885	1037	1188	1340	1491	1642	1794	1945	2096	2248	2399	2550	2702	2853	3004	3156	3307	3459	3610	3761	3913	4064
		100%	856	1032	1208	1385	1561	1738	1914	2090	2267	2443	2620	2796	2972	3149	3325	3502	3678	3854	4031	4207	4384	4560	4736
165/410	95/85/20	20%	643	776	908	1041	1173	1306	1439	1571	1704	1836	1969	2101	2234	2367	2499	2632	2764	2897	3030	3162	3295	3427	3560
		70%	2722	3283	3845	4406	4967	5529	6090	6651	7212	7774	8335	8896	9458	10019	10580	11141	11703	12264	12825	13387	13948	14509	15070
		100%	3215	3878	4541	5204	5867	6530	7193	7856	8519	9182	9845	10507	11170	11833	12496	13159	13822	14485	15148	15877	16474	17137	17800
	75/65/20	20%	445	537	628	720	812	903	995	1087	1179	1270	1362	1454	1545	1637	1729	1820	1912	2004	2096	2187	2279	2371	2462
		70%	1883	2271	2660	3048	3436	3824	4213	4601	4989	5377	5766	6154	6542	6930	7319	7707	8095	8483	8872	9260	9648	10036	10425
		100%	2224	2683	3141	3600	4058	4517	4975	5434	5893	6351	6810	7268	7727	8185	8644	9102	9561	10020	10478	10937	11395	11854	12312
	50/40/20	20%	208	251	294	337	380	423	466	509	552	594	637	680	723	766	809	852	895	938	981	1024	1067	1110	1152
		70%	881	1063	1245	1426	1608	1790	1971	2153	2335	2517	2698	2880	3062	3243	3425	3607	3789	3970	4152	4334	4515	4697	4879
		100%	1041	1255	1470	1685	1899	2114	2329	2543	2758	2972	3187	3402	3616	3831	4045	4260	4475	4689	4904	5118	5333	5548	5762

H 165 Cooling Output Table

width	t water	fan speed	800	900	1000	1100	1200	1300	1400	1500	1600	1700	1800	1900	2000	2100	2200	2300	2400	2500	2600	2700	2800	2900	3000
	consumption W		10,4	10,4	10,4	11,6	11,6	11,6	15,2	16,8	14	14	22	22	23,2	23,2	23,2	24	24	25,6	25,6	25,6	34,4	34,4	28
165/245	07/11/24	70%	385	455	524	594	664	734	804	874	944	1014	1084	1154	1224	1294	1364	1434	1503	1573	1643	1713	1783	1853	1923
		100%	427	504	582	660	737	815	892	970	1048	1125	1203	1280	1358	1436	1513	1591	1668	1746	1824	1901	1979	2057	2134
	07/11/27	70%	450	532	614	696	778	860	942	1024	1106	1188	1269	1351	1433	1515	1597	1679	1761	1843	1925	2007	2088	2170	2252
		100%	500	591	682	773	863	954	1045	1136	1227	1318	1409	1500	1591	1681	1772	1863	1954	2045	2136	2227	2318	2408	2499
125/305	07/11/24	70%	577	682	787	892	997	1101	1206	1311	1416	1521	1626	1731	1836	1941	2045	2150	2255	2360	2465	2570	2675	2780	2885
		100%	640	757	873	989	1106	1222	1339	1455	1571	1688	1804	1921	2037	2154	2270	2386	2503	2619	2736	2852	2968	3085	3201
	07/11/27	70%	676	799	921	1044	1167	1290	1413	1536	1658	1781	1904	2027	2150	2273	2396	2518	2641	2764	2887	3010	3133	3256	3378
		100%	750	886	1022	1159	1295	1431	1568	1704	1840	1977	2113	2249	2386	2522	2658	2795	2931	3067	3204	3340	3476	3613	3749
125/355	07/11/24	70%	698	825	952	1079	1206	1333	1460	1587	1713	1840	1967	2094	2221	2348	2475	2602	2729	2856	2983	3110	3237	3363	3490
		100%	775	916	1056	1197	1338	1479	1620	1761	1902	2042	2183	2324	2465	2606	2747	2887	3028	3169	3310	3451	3592	3733	3873
	07/11/27	70%	818	966	1115	1264	1412	1561	1709	1858	2007	2155	2304	2453	2601	2750	2899	3047	3196	3345	3493	3642	3791	3939	4088
		100%	907	1072	1237	1402	1567	1732	1897	2062	2227	2392	2557	2722	2887	3052	3217	3382	3547	3712	3877	4042	4207	4371	4536

Attention! Due to the continuous development of products, the manufacturer reserves the right to make additional changes without prior notice.

FWX 165 Drawings

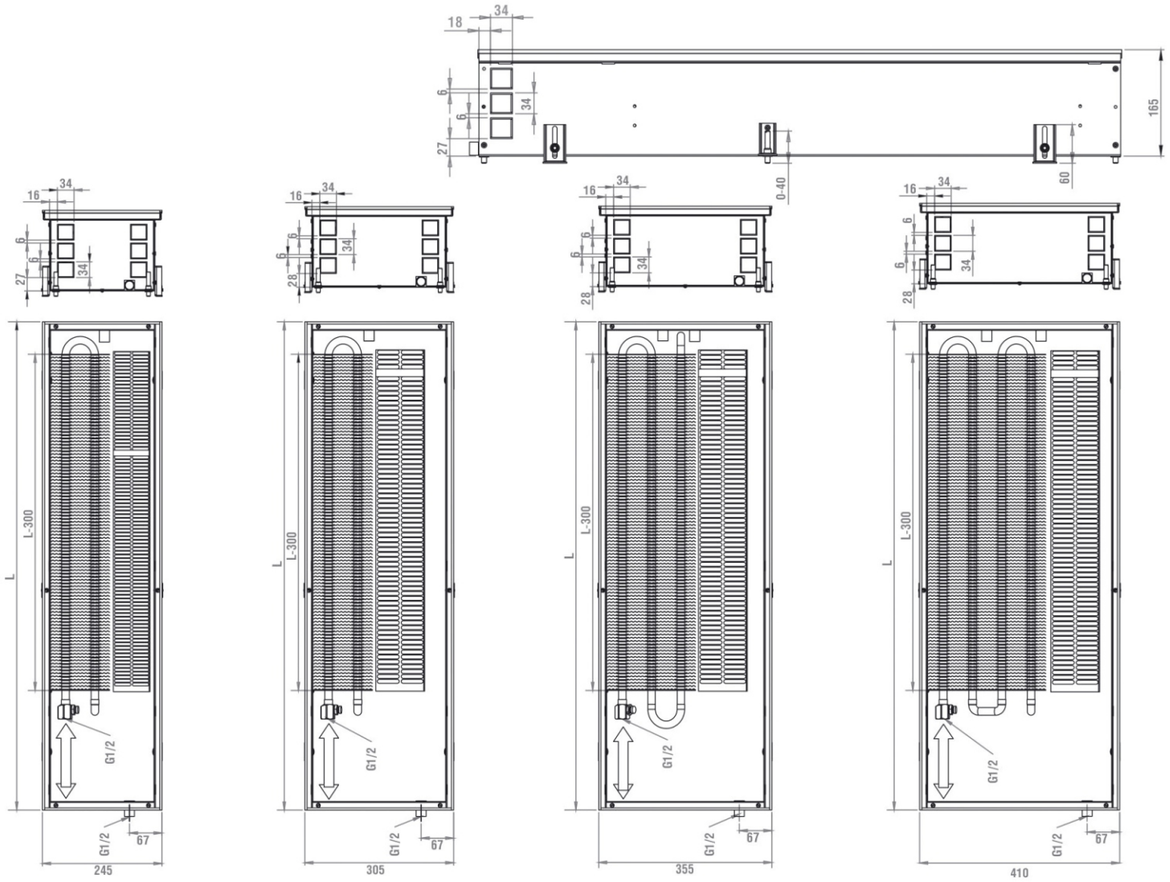

Accessories

FLEXIBLE STEEL HOSES HITTE, 1/2"

BALL VALVE ARCO 1/2"

THERMOSTATIC VALVES ARCO 1/2"

ROOM THERMOSTAT SIEMENS RDG160 T / RDG160 KN

RETURN VALVE ARCO 1/2"

TRAFO 15W, 60W, 120W, 240W, 480W

ELECTRIC ACTUATOR SIEMENS STA 73 AC/DC 24 NC

Installation

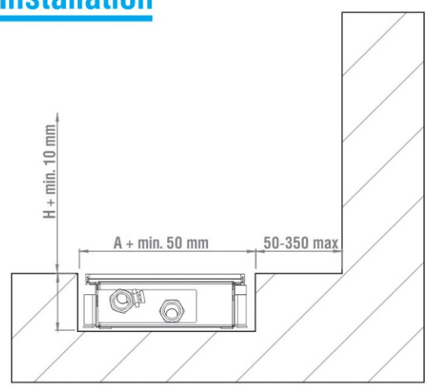

- Select the correct model for the room type: FXX for standard dry interior or FWX for wet/humid interior.
- Ensure there is sufficient space for the trench heater unit - consider wall space, slopes, windows as well as floor thickness.
- The height of the floor trench should be at least 10mm greater than the heater unit depth.
- The width of the floor trench should be at least 50mm greater than the heater unit width.
- Ensure there is sufficient space for water pipe connection and concrete directly to the edge of the heater unit.

230V/24V DC Hitte Output Control pg.42
Pressure Drop pgs.48-53
Acoustic noise pg.54

FXX 165 Drawings

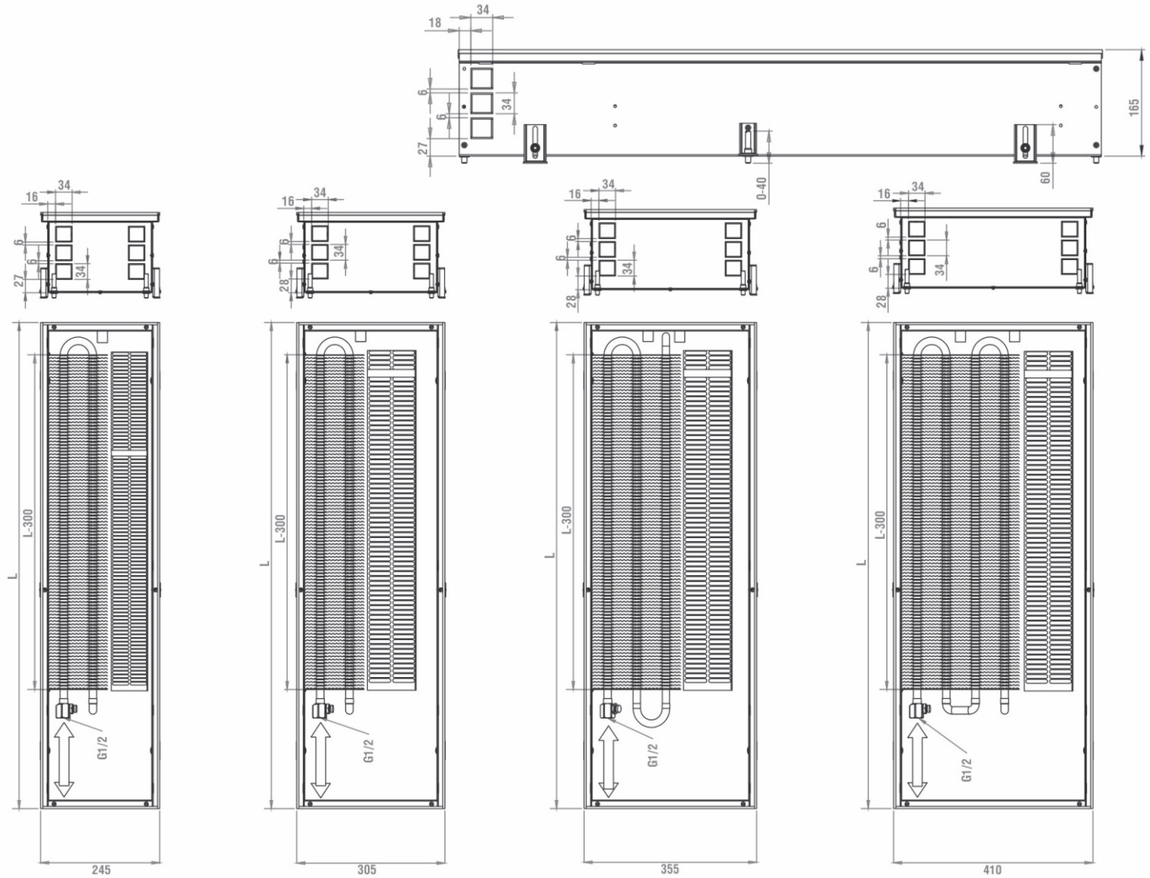

Standard Trough Material Options



Knock-outs for water pipe connections at multiple locations to suit project preferences.





Suitable for standard dry environments only.

GSX 165 Grille Options

Available Grille colours in the Hitte standard range.
Non-standard colours available on request at additional cost (RAL system).

MATT ALUMINUM

OAK

DARK BRONZE

BEECH

LIGHT BRONZE

ASH TREE

BLACK

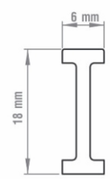

Standard Grille

HITTE TRENCH HEATING DIAGRAMS

Safe 24 V DC voltage with low power consumption.

Comfortable stepless or 3-step speed control by changing of 0-10 V DC.

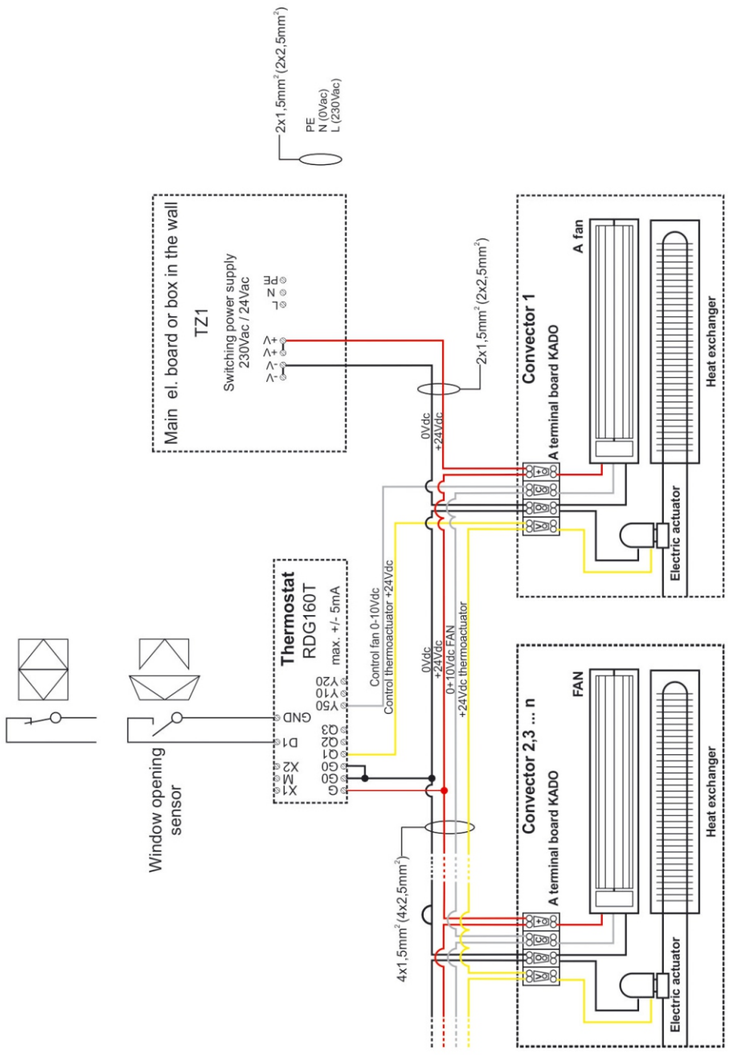

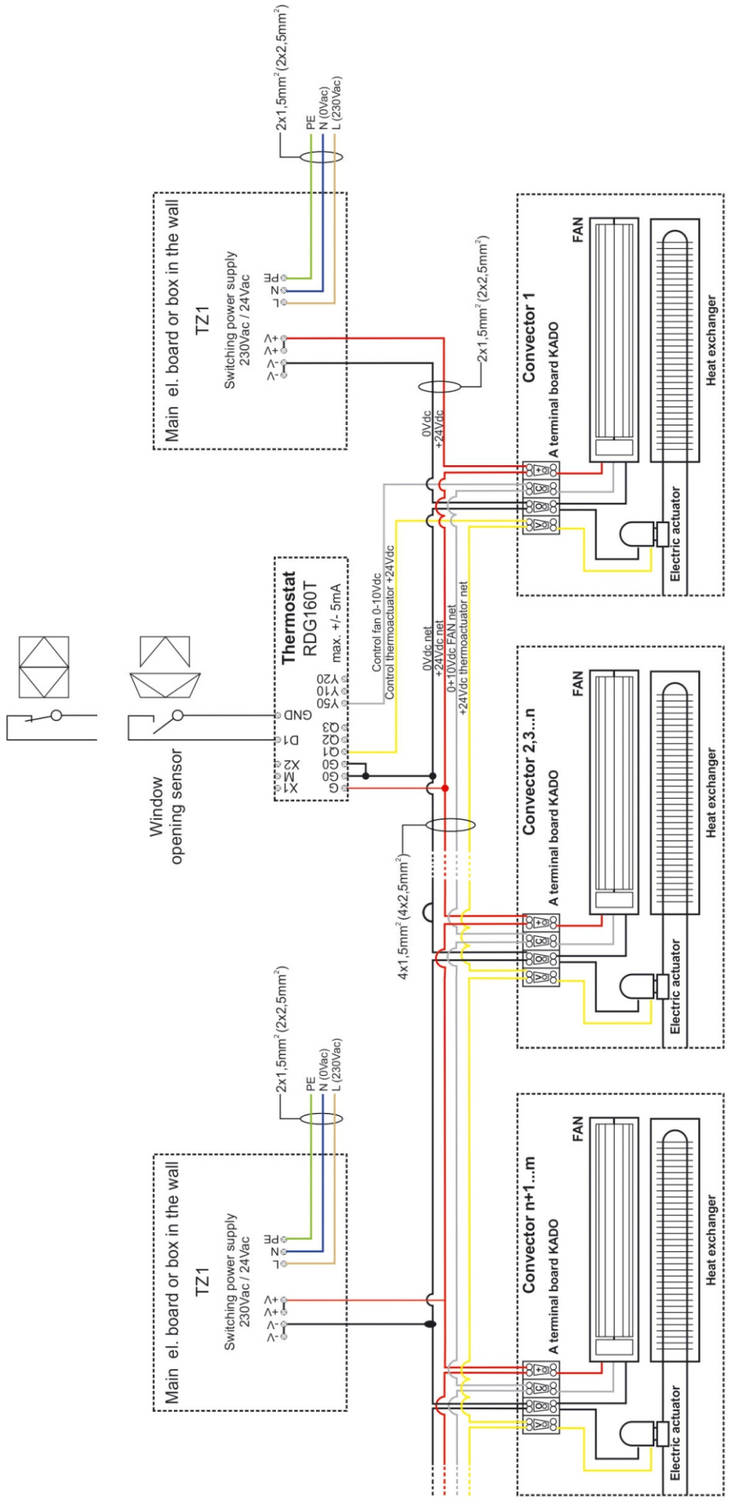

EXX

220V ELECTRIC FAN-ASSISTED TRENCH HEATING

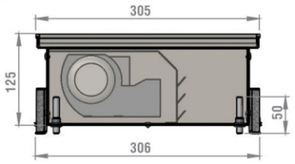

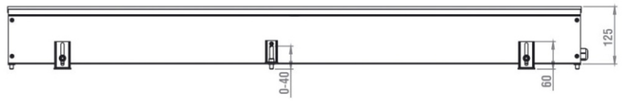

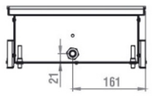

L 500 700 1200 1500 1700 2000

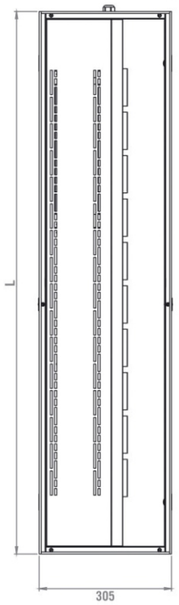

EXX Specifications

220V Electric Fan-assisted Trench Heating

Description:

- powerful convector for autonomous heating;
- only for use in standard dry environments;
- heat source -230V electric current;
- heating elements are combined with fan (one speed);
- use this EXX model under windows when installation of traditional 'wet system' trench heating is not feasible;
- the external surface of the heater unit is heated to permissible norms which makes it suitable for use in rooms with children and pets;
- a build in fuse protects the heating element overheating.

To control the electric trench convector, we recommend a Siemens RDG 110 thermostat. It has a built-in temperature sensor, which is responsible for monitoring the room temperature by turning the fan on and off with the heating element at the same time.

EXX Thermal Output Table

Length (L)	500	700	1000	1200	1500	1700	2000
Output (Q)	700	750	1500	1500	2200	2250	3000

GSX Grille Options

MATT ALUMINUM

DARK BRONZE

LIGHT BRONZE

BLACK

For use with aluminium grilles only.

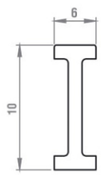

Standard Grille

Only properly skilled and trained personnel, holding SEP licenses and observing applicable PN standards can install electric connections. Power can only be switched back on when the correctness of the whole wiring was checked and approved.

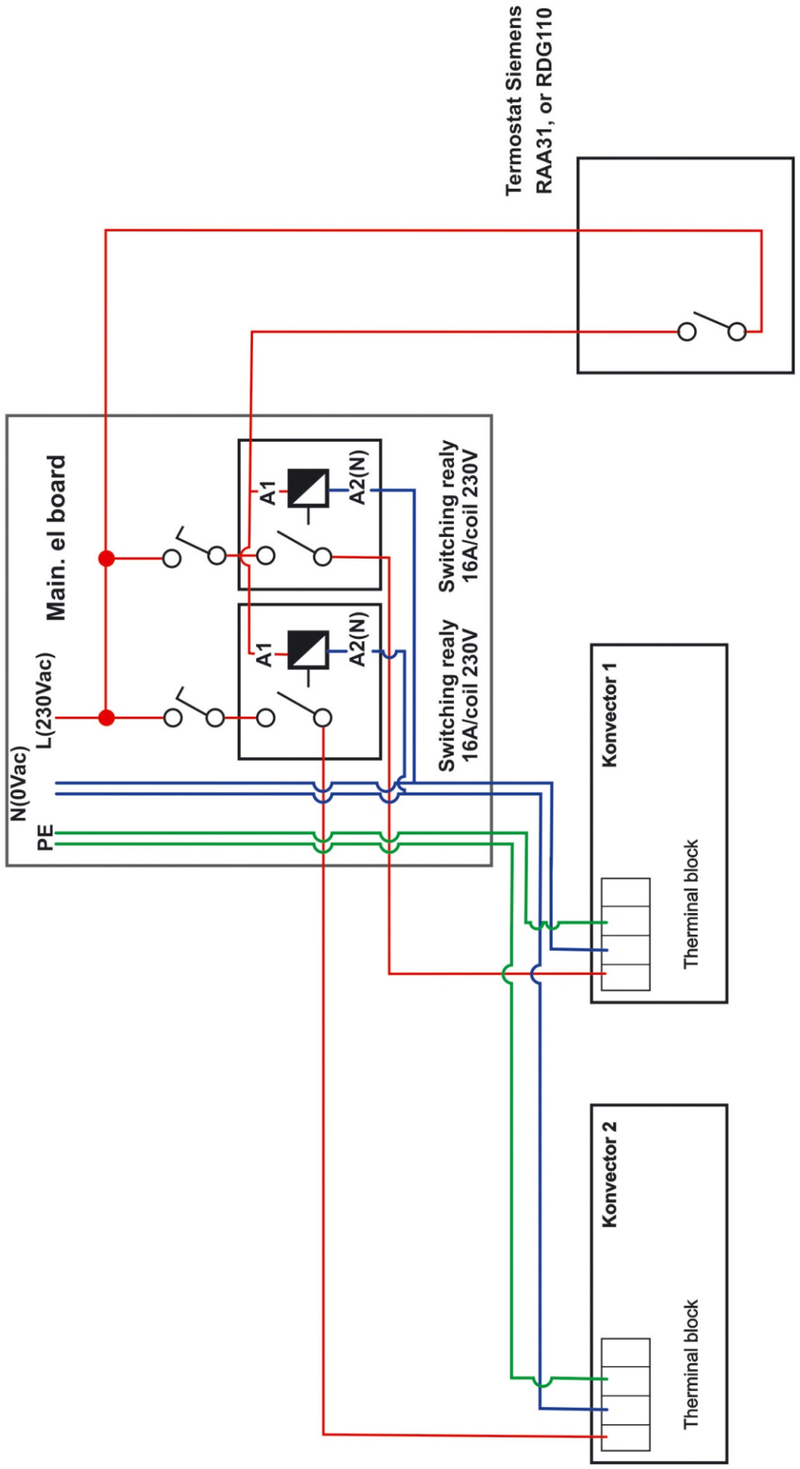

NSX

FLOOR STANDING PERIMETER HEATING -NATURAL CONVECTION

NSX Specifications

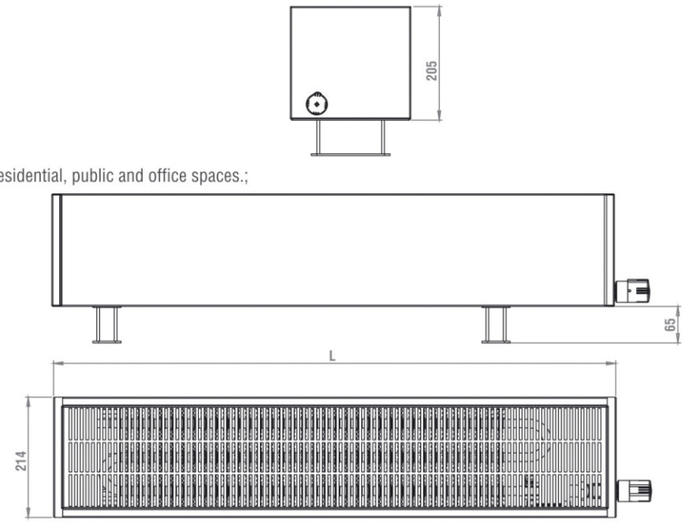

Description:

— a modern type of heating devices,
which are easy to integrate into a heating system;
— high performance parameters make this ideal for heating residential, public and office spaces.;
— pure, clean aesthetics make this ideal for minimalist,
loft or high-tech design themes..

Heat exchanger water connection: inner threat G 1/2

FeZn steel cover, standard colour - white
Possibly to cover by powder staining in accordance to RAL.
The cost is calculated additionally.

Water temperature: 38 - 110 °C

Maximum working pressure: 16 bar

We can adjust the dimensions of convector in accordance to your project

NSX Thermal Output Table

	ширина	t воды	800	900	1000	1100	1200	1300	1400	1500	1600	1700	1800	1900	2000	2100	2200	2300	2400	2500	2600	2700	2800	2900	3000
105	154	95/85/20	751	905	1060	1215	1370	1524	1679	1834	1989	2143	2298	2453	2762	2762	2917	3072	3226	3381	3536	3691	3845	4000	4155
		75/65/20	474	572	670	768	866	963	1061	1159	1257	1355	1452	1550	1648	1746	1844	1941	2039	2137	2235	2333	2430	2528	2626
		50/40/20	184	222	260	298	336	374	412	450	488	526	564	602	640	678	716	754	792	830	868	906	945	983	1021
	214	95/85/20	1091	1316	1541	1766	1991	2216	2441	2666	2891	3116	3341	3565	4015	4015	4240	4465	4690	4915	5140	5365	5590	5815	6040
		75/65/20	696	839	983	1126	1270	1413	1557	1700	1844	1987	2131	2274	2418	2561	2704	2848	2991	3135	3278	3422	3565	3709	3852
		50/40/20	276	332	389	446	503	560	616	673	730	787	844	900	957	1014	1071	1128	1184	1241	1298	1355	1412	1469	1525
	274	95/85/20	1331	1606	1880	2155	2429	2704	2978	3253	3528	3802	4077	4351	4900	4900	5175	5449	5724	5998	6273	6547	6822	7096	7371
		75/65/20	846	1020	1195	1369	1544	1718	1893	2067	2242	2416	2590	2765	2939	3114	3288	3463	3637	3811	3986	4160	4335	4509	4684
		50/40/20	332	401	470	538	607	675	744	812	881	949	1018	1086	1155	1224	1292	1361	1429	1498	1566	1635	1703	1772	1840
205	154	95/85/20	889	1072	1255	1439	1622	1805	1989	2172	2355	2538	2722	2905	3271	3271	3455	3638	3821	4005	4188	4371	4554	4738	4921
		75/65/20	562	678	793	909	1025	1141	1257	1373	1488	1604	1720	1836	1952	2068	2183	2299	2415	2531	2647	2763	2878	2994	3110
		50/40/20	218	263	308	353	398	443	488	533	578	623	668	713	758	804	849	894	939	984	1029	1074	1119	1164	1209
	214	95/85/20	1397	1685	1973	2261	2549	2837	3125	3413	3701	3989	4277	4565	5141	5141	5429	5717	6005	6293	6581	6869	7157	7445	7733
		75/65/20	891	1075	1258	1442	1626	1809	1993	2177	2361	2544	2728	2912	3095	3279	3463	3646	3830	4014	4198	4381	4565	4749	4932
		50/40/20	353	426	498	571	644	716	789	862	935	1007	1080	1153	1226	1298	1371	1444	1517	1589	1662	1735	1808	1880	1953
	274	95/85/20	1617	1951	2284	2618	2951	3285	3618	3952	4285	4619	4952	5286	5953	5953	6286	6620	6953	7287	7620	7954	8287	8621	8954
		75/65/20	1028	1240	1452	1664	1876	2087	2299	2511	2723	2935	3147	3359	3571	3783	3995	4207	4419	4630	4842	5054	5266	5478	5690
		50/40/20	404	487	570	654	737	820	904	987	1070	1153	1237	1320	1403	1486	1570	1653	1736	1820	1903	1986	2069	2153	2236

Options

Attention! Due to the continuous development of products, the manufacturer reserves the right to make additional changes without prior notice.

Pressure loss 2 tube heat exchanger Cu ∅ 12 mm depending on the length and water flow

A trench length (mm)	0,8	0,9	1	1,1	1,2	1,3	1,4	1,5	1,6	1,7	1,8	1,9	2	2,1	2,2	2,3	2,4	2,5	2,6	2,7	2,8	2,9	3
A heat exchanger length (mm)	0,55	0,65	0,75	0,85	0,95	1,05	1,15	1,25	1,35	1,45	1,55	1,65	1,75	1,85	1,95	2,05	2,15	2,25	2,35	2,45	2,55	2,65	2,75
A pipe length (mm)	1,09	1,29	1,49	1,69	1,89	2,09	2,29	2,49	2,69	2,89	3,09	3,29	3,49	3,69	3,89	4,09	4,29	4,49	4,69	4,89	5,09	5,29	5,49
A water flow (kg/h)	Δp (Pa)																						
20	23	24	25	26	27	28	29	30	31	32	33	34	35	36	37	38	39	40	41	42	43	44	45
40	82	86	89	93	96	100	103	107	110	114	118	121	125	128	132	135	139	142	146	150	153	157	160
60	173	180	188	195	203	210	218	225	233	240	248	255	263	270	278	285	293	300	308	315	323	330	338
100	443	462	481	500	519	539	558	577	596	615	635	654	673	692	711	731	750	769	788	807	827	846	865
160	1051	1097	1142	1188	1233	1279	1325	1370	1416	1461	1507	1552	1598	1644	1689	1735	1780	1826	1872	1917	1963	2008	2054
250	2389	2493	2596	2700	2804	2907	3011	3114	3218	3322	3425	3529	3633	3736	3840	3944	4047	4151	4254	4358	4462	4565	4669
400	5673	5919	6165	6411	6657	6903	7149	7395	7642	7888	8134	8380	8626	8872	9118	9364	9610	9856	10102	10349	10595	10841	11087
600	11962	12481	13000	13519	14557	14557	15076	15595	16114	16632	17151	17670	18189	18708	19227	19746	20265	20784	21303	21822	22341	22859	23378

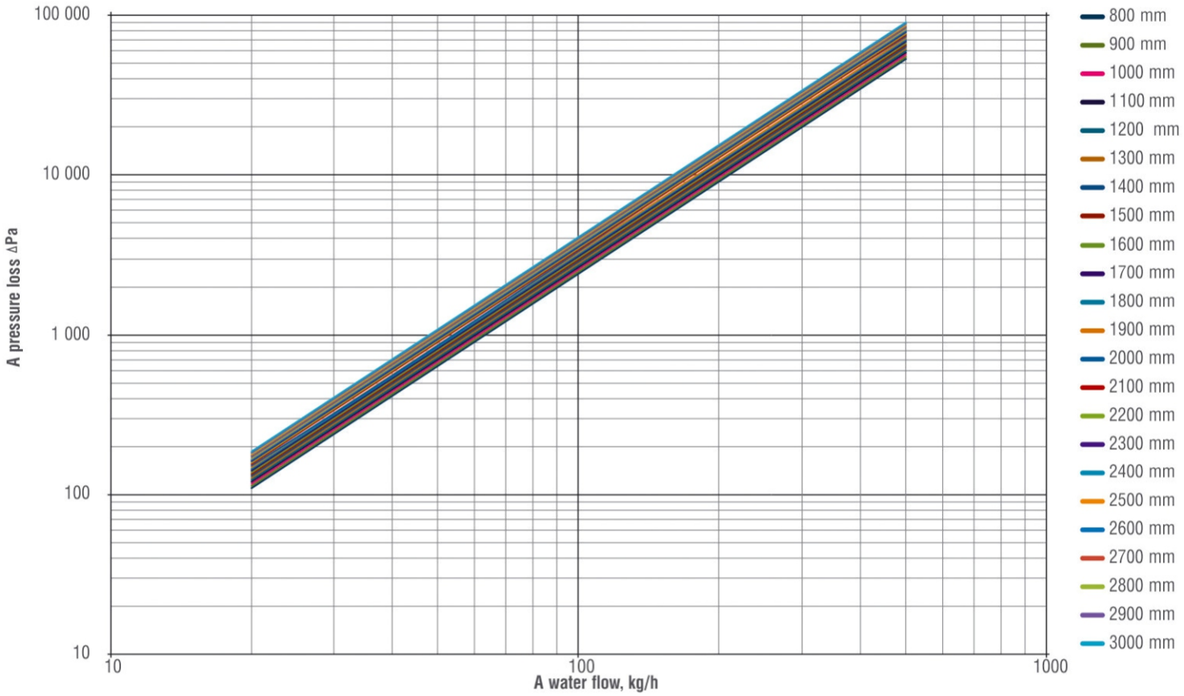

For models:

NXX 080 175
NXX 105 175

FXX 065 175
FXX 080 175
FXX 105 175
FXX 065 205
FXX 080 205
FXX 105 205

Attention! Due to the continuous development of products, the manufacturer reserves the right to make additional changes without prior notice.

Pressure loss 4 tube heat exchanger Cu ∅ 12 mm depending on the length and water flow

A trench length (mm)	0,8	0,9	1	1,1	1,2	1,3	1,4	1,5	1,6	1,7	1,8	1,9	2	2,1	2,2	2,3	2,4	2,5	2,6	2,7	2,8	2,9	3
A heat exchanger length (mm)	0,55	0,65	0,75	0,85	0,95	1,05	1,15	1,25	1,35	1,45	1,55	1,65	1,75	1,85	1,95	2,05	2,15	2,25	2,35	2,45	2,55	2,65	2,75
A pipe length (mm)	2,1776	2,5776	2,9776	3,3776	3,7776	4,1776	4,5776	4,9776	5,3776	5,7776	6,1776	6,5776	6,9776	7,3776	7,7776	8,1776	8,5776	8,9776	9,3776	9,7776	10,178	10,578	10,978
A water flow (kg/h)	Δp (Pa)																						
20	36,074	39,182	42,289	45,396	48,503	51,61	54,717	57,824	60,932	64,039	67,146	70,253	73,36	76,467	79,575	82,682	85,789	88,896	92,003	95,11	98,217	101,32	104,43
40	125,62	136,44	147,26	158,08	168,9	179,72	190,54	201,36	212,18	223	233,82	244,64	255,46	266,27	277,09	287,91	298,73	309,55	320,37	331,19	342,01	352,83	363,65
60	260,63	283,07	305,52	327,97	350,42	372,87	395,31	417,76	440,21	462,66	485,11	507,56	530	552,45	574,9	597,35	619,8	642,24	664,69	687,14	709,59	732,04	754,49
100	653,65	709,95	766,25	822,55	878,85	935,15	991,45	1047,8	1104,1	1160,4	1216,7	1273	1329,3	1385,6	1441,9	1498,2	1554,5	1610,8	1667,1	1723,4	1779,7	1836	1892,3
160	1523,2	1654,4	1785,6	1916,8	2048	2179,2	2310,4	2441,6	2572,8	2704	2835,2	2966,4	3097,6	3228,8	3360	3491,2	3622,4	3753,6	3884,8	4016	4147,2	4278,4	4409,6
250	3401,2	3694,2	3987,1	4280,1	4573,1	4866	5159	5451,9	5744,9	6037,8	6330,8	6623,7	6916,7	7209,7	7502,6	7795,6	8088,5	8381,5	8674,4	8967,4	9260,3	9553,3	9846,2
400	7926	8608,7	9291,3	9974	10657	11339	12022	12705	13387	14070	14753	15435	16118	16801	17483	18166	18849	19532	20214	20897	21580	22262	22945
600	16444	17861	19277	20694	22110	23526	24943	26359	27775	29192	30608	32025	33441	34857	36274	37690	39107	40523	41939	43356	44772	46188	47605

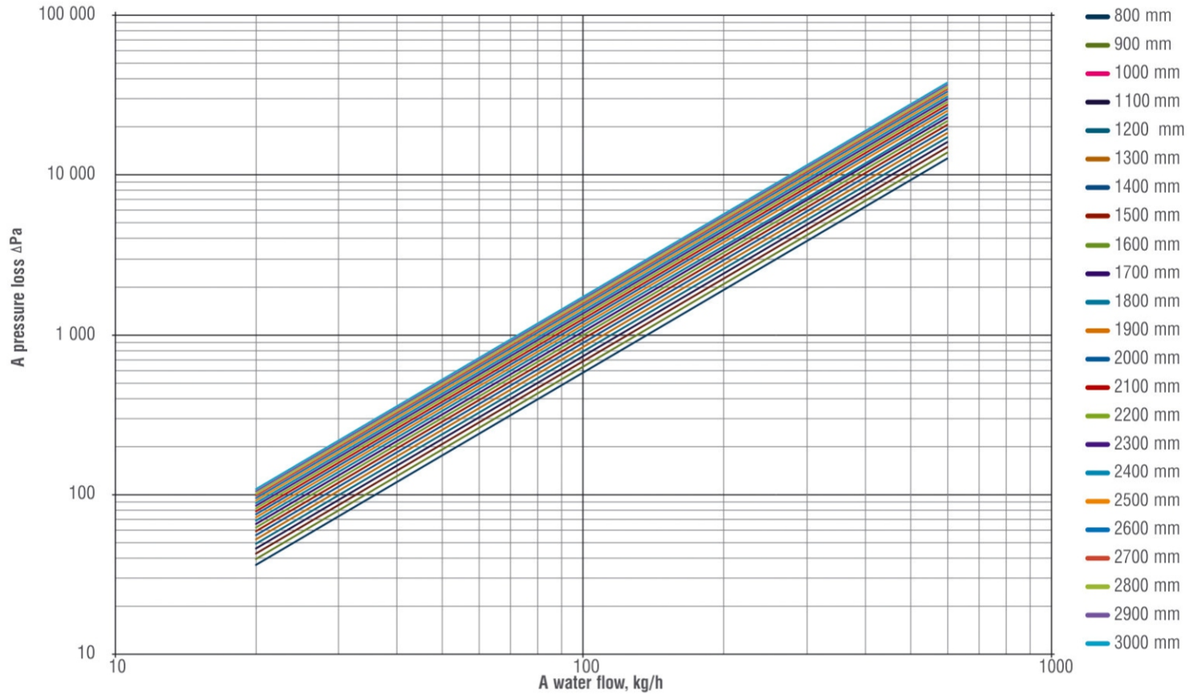

For models:

NXX 125 175
NXX 165 175
NXX 205 175
NXX 065 305
NXX 080 305
NXX 105 305

FXX 125 175
FXX 125 205
FXX 080 305
FXX 105 305
FXX 105 355

Attention! Due to the continuous development of products, the manufacturer reserves the right to make additional changes without prior notice.

Pressure loss 2 tube heat exchanger Cu ∅ 15 mm depending on the length and water flow

A trench length (mm)	0,8	0,9	1	1,1	1,2	1,3	1,4	1,5	1,6	1,7	1,8	1,9	2	2,1	2,2	2,3	2,4	2,5	2,6	2,7	2,8	2,9	3
A heat exchanger length (mm)	0,55	0,65	0,75	0,85	0,95	1,05	1,15	1,25	1,35	1,45	1,55	1,65	1,75	1,85	1,95	2,05	2,15	2,25	2,35	2,45	2,55	2,65	2,75
A pipe length (mm)	1,0888	1,2888	1,4888	1,6888	1,8888	2,0888	2,2888	2,4888	2,6888	2,8888	3,0888	3,2888	3,4888	3,6888	3,8888	4,0888	4,2888	4,4888	4,6888	4,8888	5,0888	5,2888	5,4888
A water flow (kg/h)	Δp (Pa)																						
20	8,5986	9,1302	9,6618	10,193	10,725	11,256	11,788	12,32	12,851	13,383	13,914	14,446	14,978	15,509	16,041	16,572	17,104	17,635	18,167	18,699	19,23	19,762	20,293
40	27,937	29,664	31,391	33,118	34,845	36,572	38,3	40,027	41,754	43,481	45,208	46,935	48,662	50,389	52,116	53,843	55,57	57,298	59,025	60,752	62,479	64,206	65,933
60	55,659	59,1	62,541	65,982	69,422	72,863	76,304	79,745	83,186	86,627	90,068	93,509	96,95	100,39	103,83	107,27	110,71	114,15	117,59	121,04	124,48	127,92	131,36
100	132,64	140,84	149,04	157,24	165,44	173,64	181,84	190,04	198,24	206,44	214,64	222,84	231,04	239,24	247,44	255,64	263,84	272,04	280,24	288,44	296,64	304,84	313,04
160	294,9	313,14	331,37	349,6	367,83	386,06	404,29	422,52	440,75	458,99	477,22	495,45	513,68	531,91	550,14	568,37	586,61	604,84	623,07	641,3	659,53	677,76	695,99
250	629,76	668,69	707,63	746,56	785,49	824,42	863,35	902,29	941,22	980,15	1019,1	1058	1096,9	1135,9	1174,8	1213,7	1252,7	1291,6	1330,5	1369,5	1408,4	1447,3	1486,3
400	1400,2	1486,7	1573,3	1659,8	1746,4	1833	1919,5	2006,1	2092,6	2179,2	2265,8	2352,3	2438,9	2525,4	2612	2698,6	2785,1	2871,7	2958,2	3044,8	3131,4	3217,9	3304,5
600	2789,6	2962	3134,5	3306,9	3479,4	3651,8	3824,3	3996,7	4169,2	4341,6	4514,1	4686,5	4859	5031,4	5203,9	5376,3	5548,8	5721,3	5893,7	6066,2	6238,6	6411,1	6583,5



For models:

NXX 080 205
NXX 105 205
NXX 065 245
NXX 080 245
NXX 105 245

FXX 065 245
FXX 080 245
FXX 105 245

Attention! Due to the continuous development of products, the manufacturer reserves the right to make additional changes without prior notice.

Pressure loss 4 tube heat exchanger Cu ∅ 15 mm depending on the length and water flow

A trench length (mm)	0,8	0,9	1	1,1	1,2	1,3	1,4	1,5	1,6	1,7	1,8	1,9	2	2,1	2,2	2,3	2,4	2,5	2,6	2,7	2,8	2,9	3
A heat exchanger length (mm)	0,55	0,65	0,75	0,85	0,95	1,05	1,15	1,25	1,35	1,45	1,55	1,65	1,75	1,85	1,95	2,05	2,15	2,25	2,35	2,45	2,55	2,65	2,75
A pipe length (mm)	2,1776	2,5776	2,9776	3,3776	3,7776	4,1776	4,5776	4,9776	5,3776	5,7776	6,1776	6,5776	6,9776	7,3776	7,7776	8,1776	8,5776	8,9776	9,3776	9,7776	10,178	10,578	10,978
A water flow (kg/h)	Δp (Pa)																						
20	17,197	18,26	19,324	20,387	21,45	22,513	23,576	24,639	25,702	26,766	27,829	28,892	29,955	31,018	32,081	33,144	34,208	35,271	36,334	37,397	38,46	39,523	40,587
40	55,874	59,328	62,782	66,236	69,691	73,145	76,599	80,053	83,507	86,962	90,416	93,87	97,324	100,78	104,23	107,69	111,14	114,6	118,05	121,5	124,96	128,41	131,87
60	111,32	118,2	125,08	131,96	138,84	145,73	152,61	159,49	166,37	173,25	180,14	187,02	193,9	200,78	207,66	214,54	221,43	228,31	235,19	242,07	248,95	255,84	262,72
100	265,28	281,68	298,08	314,48	330,88	347,28	363,68	380,08	396,48	412,88	429,28	445,68	462,08	478,48	494,88	511,28	527,68	544,08	560,48	576,88	593,28	609,68	626,08
160	589,81	626,27	662,73	699,2	735,66	772,12	808,58	845,05	881,51	917,97	954,43	990,9	1027,4	1063,8	1100,3	1136,7	1173,2	1209,7	1246,1	1282,6	1319,1	1355,5	1392
250	1259,5	1337,4	1415,3	1493,1	1571	1648,8	1726,7	1804,6	1882,4	1960,3	2038,2	2116	2193,9	2271,8	2349,6	2427,5	2505,4	2583,2	2661,1	2739	2816,8	2894,7	2972,5
400	2800,3	2973,4	3146,6	3319,7	3492,8	3665,9	3839	4012,2	4185,3	4358,4	4531,5	4704,6	4877,8	5050,9	5224	5397,1	5570,2	5743,4	5916,5	6089,6	6262,7	6435,8	6609
600	5579,1	5924	6268,9	6613,8	6958,7	7303,6	7648,5	7993,4	8338,4	8683,3	9028,2	9373,1	9718	10063	10408	10753	11098	11443	11787	12132	12477	12822	13167

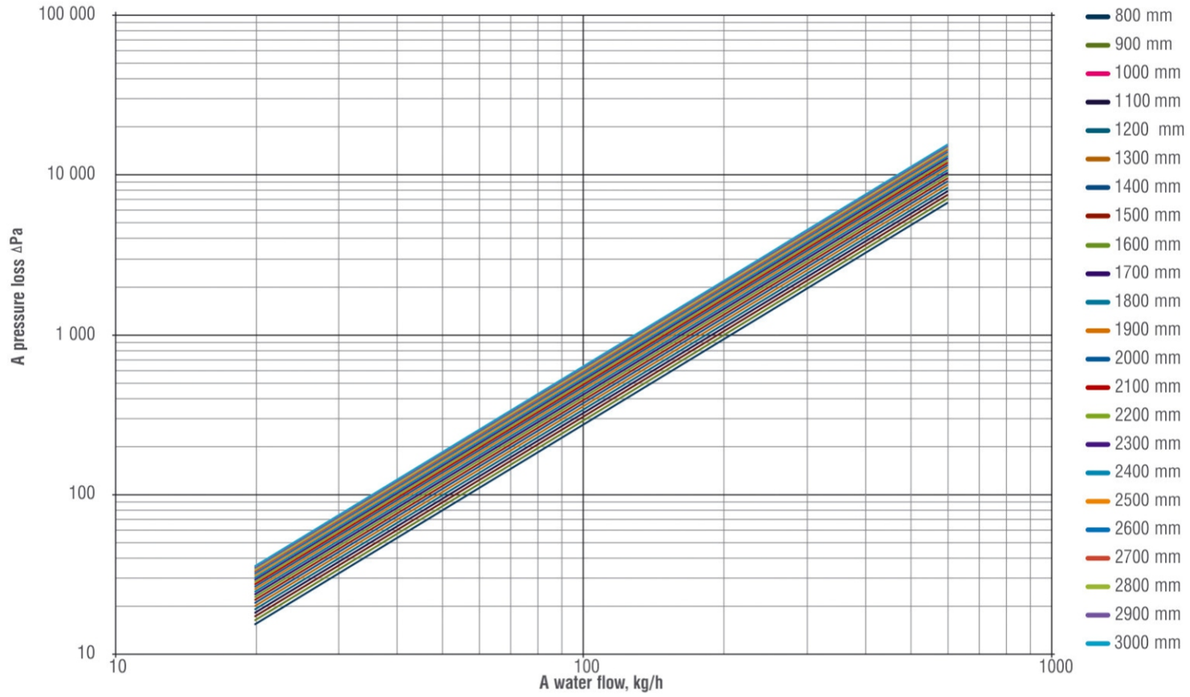

For models:

NXX 125 205
NXX 165 205
NXX 205 205
NXX 125 245
NXX 165 245
NXX 205 245
NXX 065 355
NXX 080 355
NXX 080 410
NXX 105 410

FXX 125 245
FXX 165 245
FXX 165 305
FXX 065 355
FXX 080 355
FXX 080 410
FXX 105 410

Attention! Due to the continuous development of products, the manufacturer reserves the right to make additional changes without prior notice.

Pressure loss 6 tube heat exchanger Cu ∅ 12 mm depending on the length and water flow

A trench length (mm)	0,8	0,9	1	1,1	1,2	1,3	1,4	1,5	1,6	1,7	1,8	1,9	2	2,1	2,2	2,3	2,4	2,5	2,6	2,7	2,8	2,9	3
A heat exchanger length (mm)	0,55	0,65	0,75	0,85	0,95	1,05	1,15	1,25	1,35	1,45	1,55	1,65	1,75	1,85	1,95	2,05	2,15	2,25	2,35	2,45	2,55	2,65	2,75
A pipe length (mm)	3,2664	3,8664	4,4664	5,0664	5,6664	6,2664	6,8664	7,4664	8,0664	8,6664	9,2664	9,8664	10,466	11,066	11,666	12,266	12,866	13,466	14,066	14,666	15,266	15,866	16,466
A water flow (kg/h)	∆p (Pa)																						
20	25,796	27,391	28,985	30,58	32,175	33,769	35,364	36,959	38,554	40,148	41,743	43,338	44,933	46,527	48,122	49,717	51,311	52,906	54,501	56,096	57,69	59,285	60,88
40	83,811	88,992	94,173	99,355	104,54	109,72	114,9	120,08	125,26	130,44	135,62	140,8	145,99	151,17	156,35	161,53	166,71	171,89	177,07	182,26	187,44	192,62	197,8
60	166,98	177,3	187,62	197,94	208,27	218,59	228,91	239,24	249,56	259,88	270,2	280,53	290,85	301,17	311,49	321,82	332,14	342,46	352,78	363,11	373,43	383,75	394,08
100	397,92	422,52	447,12	471,72	496,32	520,92	545,52	570,12	594,72	619,32	643,92	668,52	693,12	717,72	742,32	766,92	791,52	816,12	840,72	865,32	889,92	914,52	939,12
160	884,71	939,41	994,1	1048,8	1103,5	1158,2	1212,9	1267,6	1322,3	1377	1431,7	1486,3	1541	1595,7	1650,4	1705,1	1759,8	1814,5	1869,2	1923,9	1978,6	2033,3	2088
250	1889,3	2006,1	2122,9	2239,7	2356,5	2473,3	2590,1	2706,9	2823,7	2940,5	3057,3	3174,1	3290,8	3407,6	3524,4	3641,2	3758	3874,8	3991,6	4108,4	4225,2	4342	4458,8
400	4200,5	4460,2	4719,9	4979,5	5239,2	5498,9	5758,6	6018,2	6277,9	6537,6	6797,3	7057	7316,6	7576,3	7836	8095,7	8355,4	8615	8874,7	9134,4	9394,1	9653,8	9913,4
600	8368,7	8886	9403,4	9920,7	10438	10955	11473	11990	12508	13025	13542	14060	14577	15094	15612	16129	16646	17164	17681	18198	18716	19233	19751

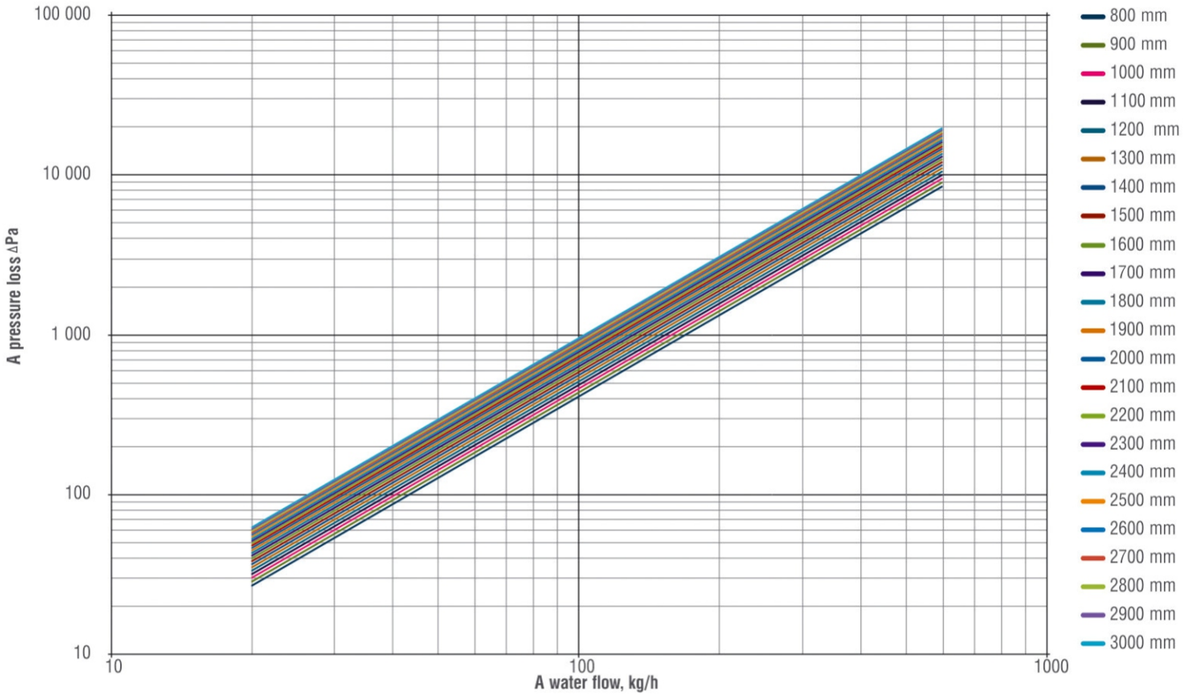

For models:

NXX 165 305
NXX 205 305
NXX 125 355
NXX 165 355
NXX 205 355

FXX 125 355

Attention! Due to the continuous development of products, the manufacturer reserves the right to make additional changes without prior notice.

Pressure loss 8 tube heat exchanger Cu ∅ 15 mm depending on the length and water flow

A trench length (mm)	0,8	0,9	1	1,1	1,2	1,3	1,4	1,5	1,6	1,7	1,8	1,9	2	2,1	2,2	2,3	2,4	2,5	2,6	2,7	2,8	2,9	3
A heat exchanger length (mm)	0,55	0,65	0,75	0,85	0,95	1,05	1,15	1,25	1,35	1,45	1,55	1,65	1,75	1,85	1,95	2,05	2,15	2,25	2,35	2,45	2,55	2,65	2,75
A pipe length (mm)	4,3552	5,1552	5,9552	6,7552	7,5552	8,3552	9,1552	9,9552	10,755	11,555	12,355	13,155	13,955	14,755	15,555	16,355	17,155	17,955	18,755	19,555	20,355	21,155	21,955
A water flow (kg/h)	∆p (Pa)																						
20	34,394	36,521	38,647	40,773	42,9	45,026	47,152	49,279	51,405	53,531	55,657	57,784	59,91	62,036	64,163	66,289	68,415	70,542	72,668	74,794	76,92	79,047	81,173
40	111,75	118,66	125,56	132,47	139,38	146,29	153,2	160,11	167,01	173,92	180,83	187,74	194,65	201,56	208,47	215,37	222,28	229,19	236,1	243,01	249,92	256,82	263,73
60	222,64	236,4	250,16	263,93	277,69	291,45	305,22	318,98	332,74	346,51	360,27	374,03	387,8	401,56	415,33	429,09	442,85	456,62	470,38	484,14	497,91	511,67	525,43
100	530,56	563,36	596,16	628,96	661,76	694,56	727,36	760,16	792,96	825,76	858,56	891,36	924,16	956,96	989,76	1022,6	1055,4	1088,2	1121	1153,8	1186,6	1219,4	1252,2
160	1179,6	1252,5	1325,5	1398,4	1471,3	1544,2	1617,2	1690,1	1763	1835,9	1908,9	1981,8	2054,7	2127,6	2200,6	2273,5	2346,4	2419,3	2492,3	2565,2	2638,1	2711	2784
250	2519	2674,8	2830,5	2986,2	3142	3297,7	3453,4	3609,1	3764,9	3920,6	4076,3	4232,1	4387,8	4543,5	4699,3	4855	5010,7	5166,4	5322,2	5477,9	5633,6	5789,4	5945,1
400	5600,7	5946,9	6293,1	6639,4	6985,6	7331,9	7678,1	8024,3	8370,6	8716,8	9063	9409,3	9755,5	10102	10448	10794	11140	11487	11833	12179	12525	12872	13218
600	11158	11848	12538	13228	13917	14607	15297	15987	16677	17367	18056	18746	19436	20126	20816	21505	22195	22885	23575	24265	24954	25644	26334

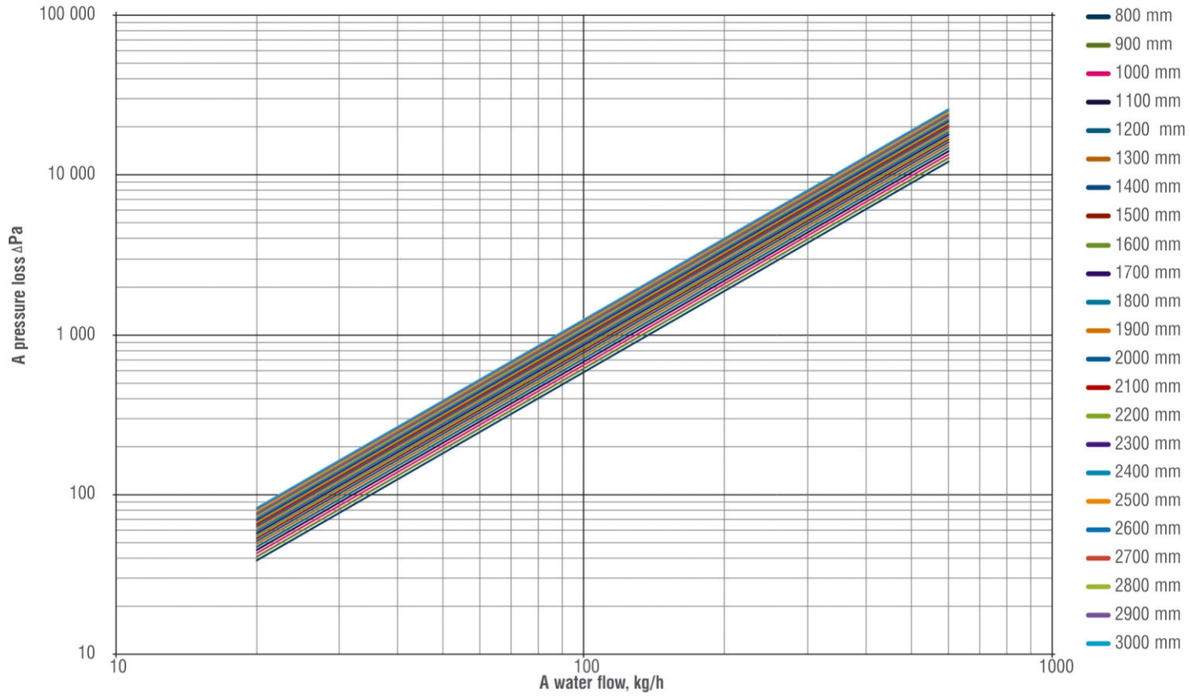

For models:

NXX 125 410
NXX 165 410
NXX 205 410

FXX 125 410
FXX 165 410

Attention! Due to the continuous development of products, the manufacturer reserves the right to make additional changes without prior notice.

A noise level, dB/1/2/3 speed (5/7/10V)

A CONVECTOR WITH A FAN	* Fans start to work with a voltage of 1 V, in that moment noise level lower than the values in the table					
	h65mm	h80mm	h105mm	h125mm	h165mm	h205mm
800	17/20/24	17/20/24	22/25/28	22/25/28	30/37/44	30/37/44
900	17/20/24	17/20/24	22/25/28	22/25/28	30/37/44	30/37/44
1000	17/20/24	17/20/24	22/25/28	22/25/28	30/37/44	30/37/44
1100	17/20/24	17/20/24	22/25/28	22/25/28	30/37/44	30/37/44
1200	17/20/24	17/20/24	22/25/28	22/25/28	31/38/47	31/38/47
1300	17/20/24	17/20/24	22/25/28	22/25/28	31/38/47	31/38/47
1400	17/20/24	17/20/24	22/25/28	22/25/28	31/38/47	31/38/47
1500	18/21/25	18/21/25	25/28/33	25/28/33	31/38/47	31/38/47
1600	18/21/25	18/21/25	25/28/33	25/28/33	31/38/47	31/38/47
1700	18/21/25	18/21/25	25/28/33	25/28/33	33/40/49	33/40/49
1800	19/22/26	19/22/26	28/35/44	28/35/44	33/40/49	33/40/49
1900	19/22/26	19/22/26	28/35/44	28/35/44	33/40/49	33/40/49
2000	19/22/26	19/22/26	28/35/44	28/35/44	33/40/49	33/40/49
2100	19/22/26	19/22/26	28/35/44	28/35/44	33/40/49	33/40/49
2200	20/23/27	20/23/27	28/35/44	28/35/44	34/41/50	34/41/50
2300	19/22/26	19/22/26	28/35/44	28/35/44	34/41/50	34/41/50
2400	20/23/27	20/23/27	28/35/44	28/35/44	34/41/50	34/41/50
2500	20/23/27	20/23/27	28/35/44	28/35/44	37/44/53	37/44/53
2600	20/23/27	20/23/27	28/35/44	28/35/44	37/44/53	37/44/53
2700	20/23/27	20/23/27	28/35/44	28/35/44	37/44/53	37/44/53
2800	21/24/28	21/24/28	29/36/45	29/36/45	37/44/53	37/44/53
2900	19/22/26	19/22/26	28/35/44	28/35/44	37/44/53	37/44/53
3000	21/24/28	21/24/28	29/36/45	29/36/45	37/44/53	37/44/53
3100	21/24/28	21/24/28	29/36/45	29/36/45	39/46/55	39/46/55
3200	21/24/28	21/24/28	29/36/45	29/36/45	39/46/55	39/46/55
3300	20/23/27	20/23/27	28/35/44	28/35/44	39/46/55	39/46/55
3400	23/26/30	23/26/30	31/36/47	31/36/47	39/46/55	39/46/55
3500	20/23/27	20/23/27	28/35/44	28/35/44	39/46/55	39/46/55
3600	20/23/27	20/23/27	28/35/44	28/35/44	39/46/55	39/46/55
3700	20/23/27	20/23/27	28/35/44	28/35/44	39/46/55	39/46/55
3800	23/26/30	23/26/30	31/36/47	31/36/47	39/46/55	39/46/55
3900	23/26/30	23/26/30	31/36/47	31/36/47	39/46/55	39/46/55
4000	23/26/30	23/26/30	31/36/47	31/36/47	39/46/55	39/46/55

Attention! Due to the continuous development of products, the manufacturer reserves the right to make additional changes without prior notice.

Strojírenský zkušební ústav, s.p., Brno, Česká republika
Engineering Test Institute, Public Enterprise, Czech Republic

OSVĚDČENÍ O ZKOUŠCE
CERTIFICATE OF TEST

Číslo *Number* **O-39-00192-18**

Výrobce *Manufacturer*
Hitte s.r.o.
Dvořákova 2, 356 01 Lomnice Týn
Česká republika – *Czech Republic*

Výrobek *Product*
Otopná tělesa – podlahové konvektory
Radiators – underfloor convectors

Typové označení *Type designation*
FXX, NXX

Metoda zkoušek *Test method*
ČSN EN 16430-1:2015, ČSN EN 16430-2:2015, ČSN ISO 9614-2:1997
EN 16430-1:2014, EN 16430-2:2014

Podklad pro vydání osvědčení *Basis for Certificate issuance*
Protokol č. *Report No.* 39-11109/T, 39-11167/T, 39-11167/T1, 39-11167/A/H

Výsledky *Results*

Materiálové vlastnosti *Material properties*	**Rozměrové tolerance** *Dimensional tolerances*	**Příprava a povrchová úprava** *Preparation and finishing*	**Zkouška těsnosti** *Test of pressure tightness*	**Zkouška odolnosti proti přetlaku** *Test of pressure resistance*
HitteNXX080245XNXX	+	+	+	+
HitteFXX080245XNXX	+	+	+	+
HitteFXX105205XNXX	+	+	+	+
HitteNXX105205XNXX	+	+	+	+
HitteNXX105175XNXX	+	+	+	+
HitteNXX105245XNXX	+	+	+	+
HitteNXX105305XNXX	+	+	+	+
HitteNXX105355XNXX	+	+	+	+
HitteNXX125305XNXX	+	+	+	+
HitteNXX125355XNXX	+	+	+	+
HitteFXX105175XNXX	+	+	+	+

Strojírenský zkušební ústav, s.p., Hudcova 424/56c, 621 00 Brno, Česká republika
Engineering Test Institute, public enterprise, Hudcova 424/56b, 621 00 Brno, Czech Republic
www.szutest.cz